

**Miami-Dade Airports:**

Miami International Airport - **MIA**  
 Opa-locka Executive Airport - **OPF**  
 Kendall-Tamiami Executive Airport - **TMB**  
 Homestead General Aviation Airport - **X51**  
 Dade-Collier Training and Transition Airport – **TNT**

**Economic Impact:**

Miami International Airport's (MIA) and the General Aviation Airports' annual economic impact is \$26.7 billion. MIA and related aviation industries contribute 282,043 jobs directly and indirectly to the local economy. That equates to one out of 4.1 jobs.

**Miami International Airport**

Land area: 3,230 acres

Runways: 9-27: 13,000'  
 8R-26L: 10,500'  
 12/30: 9,355'  
 8L-26R: 8,600'

Personnel: Aviation Dept. and Other: 36,797

Hotel: MIA Hotel 260 rooms

Number of Ticketing Positions: 451\*

Number of gates: 101\* Common use  
 \*changes according to construction

Parking:

- Two long-term parking garages and two short term lots provide 8,059 spaces.
- A 24-hour valet parking service is located on the departure level, across concourse D.
- A Cell Phone Parking Lot, providing 60 spaces for private, not-for-hire vehicles, is located just off LeJeune Road heading north or south.
- An economy Park & Ride long-term lot with 600 spaces is located at N.W. 45<sup>th</sup> Avenue between N.W. 13<sup>th</sup> and 15<sup>th</sup> Street.

**MIA Rankings for 2009:**

Among U.S. Airports

- 1<sup>st</sup> International Freight
- 2<sup>nd</sup> International Passengers
- 3<sup>rd</sup> Total Freight
- 3<sup>rd</sup> Total Cargo (Freight + Mail)
- 19<sup>th</sup> Total Number of Operations
- 12<sup>th</sup> Total Passengers

Among Worldwide Airports

- 10<sup>th</sup> International Freight
- 28<sup>th</sup> International Passengers
- 11<sup>th</sup> Total Freight
- 11<sup>th</sup> Total Cargo (Freight + Mail)
- 27<sup>th</sup> Total Number of Operations
- 25<sup>th</sup> Total Passengers

**MIA Figures for 2009:**

Flight Operations: (Commercial Aircraft Movements)

Domestic	183,190
International	<u>164,050</u>
Total:	347,240

Passengers:

Domestic	17.9 million
International	<u>16.0 million</u>
Total:	33.9 million
Weekday Daily Average:	90,728 passengers
Weekend Daily Average:	98,165 passengers
Weekly Average:	642,516 passengers

Freight:

International	1,468,796	U.S. Tons
Domestic	<u>207,719</u>	U.S. Tons
Total:	1,676,515	U.S. Tons

**MIA Carriers and Destinations:**

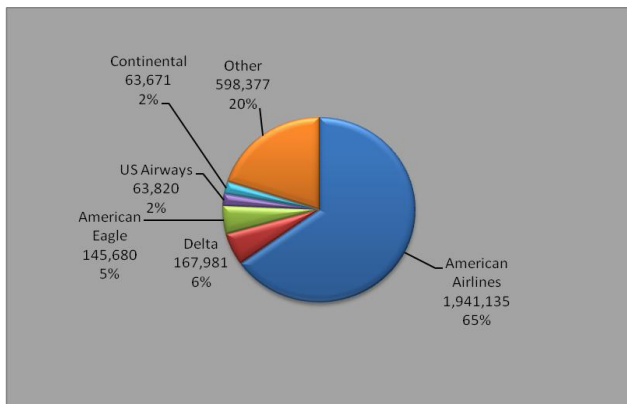
Carriers: (08/10)

U.S.	36	Scheduled	67
International	<u>52</u>	Charter	<u>21</u>
Total	88		88

Number of Destinations: (3<sup>rd</sup> Q'10)

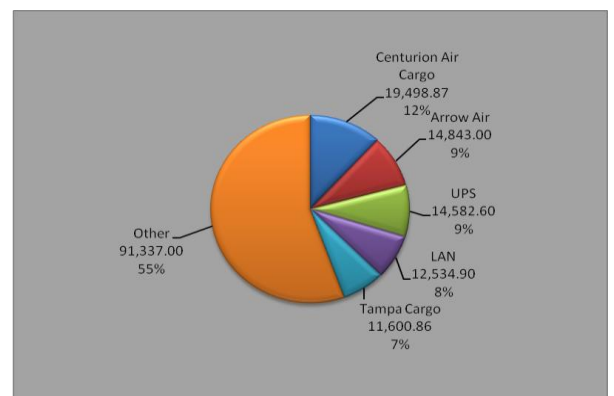
	<u>Non-Stop</u>	<u>One Stop</u>
Domestic	49	11
International	<u>80</u>	<u>07</u>
Total	129	28

**MIA's Top Passenger Airlines (June 2010)**



\*Based on Total Passengers

**MIA's Top Cargo Airlines (June 2010)**



\*Based on Total Freight tonnage

Airport Improvements

**Capital Improvement Program** MIA's \$6.2 billion Capital Improvement Program (CIP) is well underway, encompassing all aspects of airport operations, from the Terminal and roadways to the cargo facilities and the airfield.

**Fourth Runway:** One of the major projects of the CIP was the construction of MIA's Fourth Runway. Operational in September 2003, the 8,600-foot runway has increased MIA's airfield capacity by 25%, extending the ability of the Airport to sustain growth, while decreasing the cost of delays to airlines and passengers.

**Terminal:** Extending from MIA's Central terminal, the South and North Terminals will add over 4 million square feet to MIA's existing 3.5 million square feet of space. The new South Terminal is now open and adds 1.7 million square feet to MIA. The North Terminal will encompass more than 3.2 million square feet upon its phased completion in 2011. At that point, the North and South Terminals will have a total of 130 gates, with 100 international gates and 30 domestic gates. The Terminal will have 556 ticket counters and 120 self-service check-in devices.

**Cargo:** MIA's cargo facility development program that began in 1992 has been completed, providing the Airport with over 2.7 million square feet in seventeen new cargo buildings. Apron space has grown to over 3.8 million square feet, with 41 common-use cargo positions and 23 leased cargo positions.

**Roadway Improvements**

**Central Boulevard:** To accommodate forecasted growth, improvement programs include: widening of Central Boulevard, new service roads, wider bridges and improved access to parking facilities.

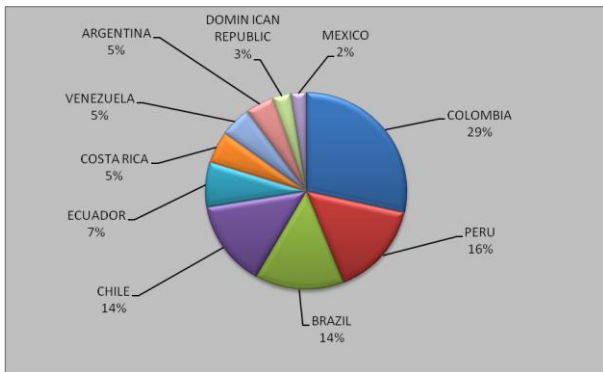
**25<sup>th</sup> Street Viaduct:** Construction is currently underway on the East Segment of the NW 25<sup>th</sup> Viaduct Project. The limits for the East Segment of the project are from SR 826 to NW 67<sup>th</sup> Avenue. The FDOT project includes the reconstruction / widening of NW 25<sup>th</sup> Street and the construction of a viaduct from just east of SR 826 to NW 68<sup>th</sup> Ave. where it curves south terminating at NW 22<sup>nd</sup> Street, adjacent to the MIA Westside cargo area.

**MIA Mover:** Construction is currently underway for the elevated train that will connect MIA and the new Rental Car Center and the Miami Intermodal Center. The Mover will run through Central Boulevard with the capacity to transport more than 3,000 passengers per hour.

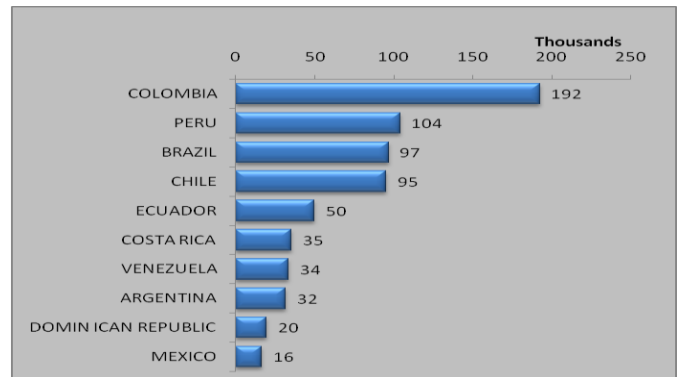
**Rental Car Center (RCC):** A 3.4 million square foot facility opened on July 13, 2010. The RCC consolidates under one roof the operations of 16 rental car companies, with a combined inventory of 6,500 rental cars. The Center is projected to serve approximately 28,000 customers daily and has the capability to wash and re-fuel 300 vehicles per hour because of its multi-level fueling system – the first of its kind in the U.S.

Airport Top Trade Partners (2009)

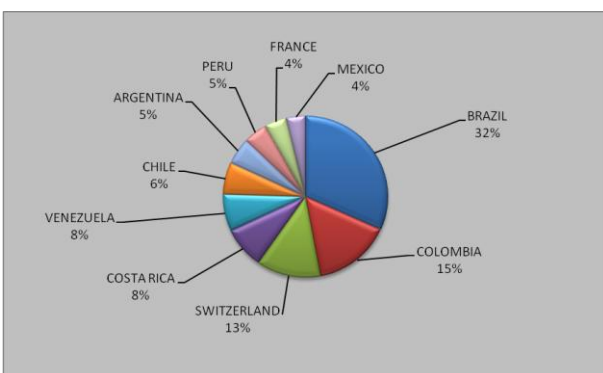
MIA's Top Trade Partners by Total Weight In US Tons



MIA's Top Trade Partners by Total Weight In US Tons



MIA's Top Trade Partners by Total Value In US Dollars



MIA's Top Trade Partners by Total Value In US Dollars

