



MIAMI INTERNATIONAL AIRPORT

# Cargo Hub

2011-2012

# MIA-THE HEMISPHERIC CARGO HUB

## OVERVIEW

Miami-Dade County serves as an international business center for the Western Hemisphere, a vital hub for trade, commerce and finance in the Americas.

Miami International Airport (MIA) is essential to Miami-Dade's trade status, as MIA's air service network, dominance in the region's stronghold markets, and overall trade infrastructure are key for bridging business in the Hemisphere.

The leader in the Americas in international freight and the world's largest gateway to Latin America & the Caribbean, MIA controls the north / south cargo flows in the Western Hemisphere. Handling 83% of all air imports and 81% of all exports from the Latin American / Caribbean region, MIA serves as the hub for distribution of perishable products, hi-tech commodities, telecommunications equipment, textiles, pharmaceuticals and industrial machinery.

Nearly 95 airlines at MIA contribute to the year-round, two-way cargo traffic, linking the Americas with the high growth markets in Asia, Europe, the Middle East / Gulf Region and beyond.

Exceptional infrastructure and facilitation, new runway capacity with no slot restrictions or delays, and room for growth, form just part of MIA's outstanding attributes.

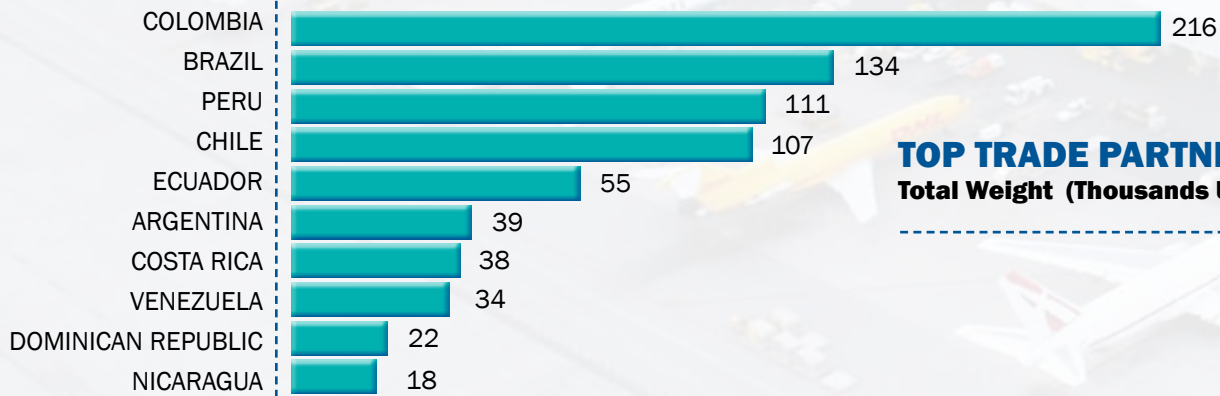
## MIA CARGO STATISTICS

In 2010, MIA handled 1,991,609 tons of total airfreight, of which 1,768,801 tons, or 89% was international freight, and 222,808 tons, or 11%, was domestic.

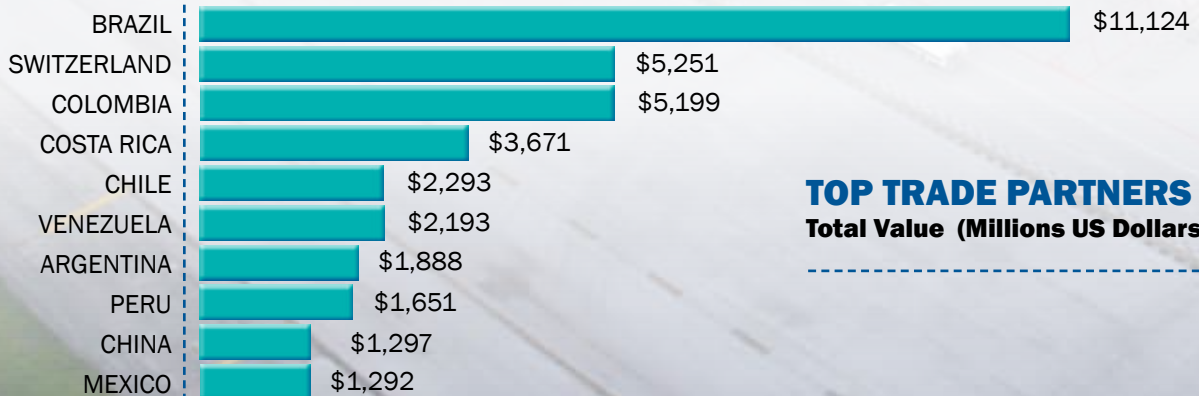
Year 2010 rankings show MIA as the leading airport in the United States for international freight, and among world airports, MIA ranked 10<sup>th</sup> in international freight.

Nearly 995,000 tons of MIA's total international tonnage or 56% actually originated or cleared at the Airport. The remainder, nearly 44% of all goods handled at MIA, was shipped in-transit from one country to another.

MIA's total air trade for 2010 was valued at \$50.7 billion, or 96% of the dollar value of Florida's total air imports and exports, or 41% of the State's total (air and sea) trade with the world.



**TOP TRADE PARTNERS 2010**  
Total Weight (Thousands US Tons)



**TOP TRADE PARTNERS 2010**  
Total Value (Millions US Dollars)

## MIA AIR SERVICE & MARKETS

MIA's extensive air service network is provided by 72 scheduled and 22 charter air carriers, of which 42 are all-cargo carriers.

MIA's airlines offer service to approximately 150 cities on four continents, with dedicated freighter service operating to 96 global destinations.

## MIA CARGO FACILITIES

MIA's new generation of cargo facilities comprise 17 warehouses amounting to over 2.7 million square feet of space. Cargo aircraft parking has grown to over 3.8 million square feet, with 41 common-use and 23 leased cargo positions. Most of MIA's facilities offer airside-to-landside access, facilitating the multimodal movement of cargo to and from the Airport.

## MIA CARGO FACILITATION

### MIA Trade Community

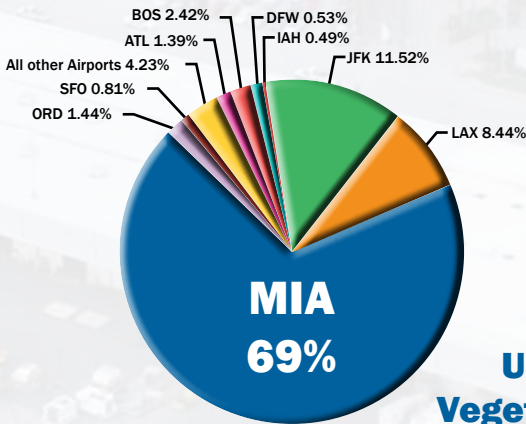
An expansive and impressive mix of people and services surrounds MIA, including nearly 300 Customs Brokers, over 1,000 Freight Forwarders and numerous local and multinational companies specializing in international trade, law, finance, importing and exporting. Several international trade associations, the Port of Miami, and the nation's largest privately held Free Trade Zone are moments away from MIA.

### MIA Cargo Clearance Center

Centralizes the functions of Customs and Border Protection (CBP), the Food and Drug Administration (FDA) and the Fish and Wildlife Service (FWS) under one roof, providing a one-stop center for trade documentation processing.

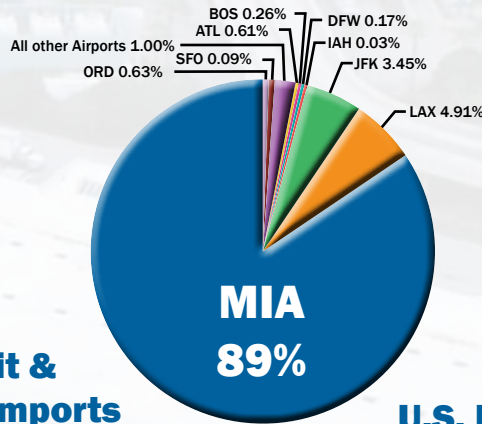
## U.S. Perishable Imports

611,666 U.S. Tons



## U.S. Flower Imports

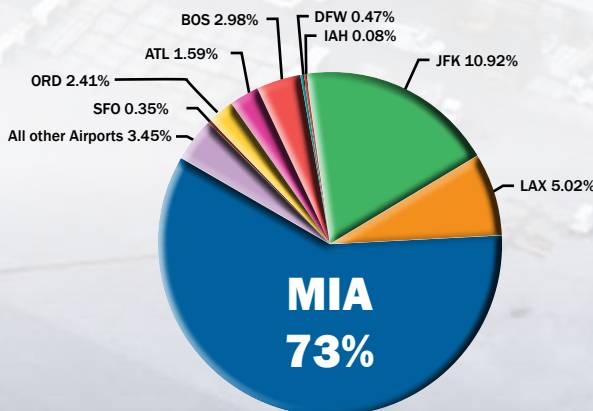
200,132 U.S. Tons



Source: Miami's Disk of International Trade 2011\*

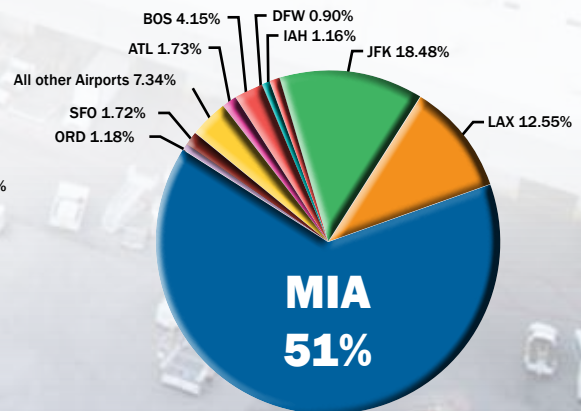
## U.S. Fruit & Vegetable Imports

181,864 U.S. Tons



## U.S. Fish Imports

212,369 U.S. Tons





### **MIA Animal & Plant Health Inspection Service (APHIS) Facility**

Consolidates the functions of Veterinary Services and Plant Protection & Quarantine from four locations into a single site. It is the only USDA facility in the US to house the Veterinary Services' import and export operations, inspection station, and air cargo work unit in one complex.

### **MIA Fumigation Facilities**

Permits efficient pest control for commodities needing immediate fumigation. MIA is the only US Airport with two on-site fumigation facilities.

### **The N.W. 25th Street Viaduct Project**

A corridor stretching from MIA's Westside Cargo Area to the warehouse district west of the Airport is the access lifeline of MIA's air cargo industry and the primary connector to the Florida Intrastate and Federal Highway System. This corridor handles an estimated 200,000 annual cargo truck trips. MIA has partnered with the Florida Department of Transportation to widen the existing roadway to six lanes and construct an elevated viaduct to improve ground movement of air cargo.



## MIA Top Commodity Groupings

| Exports                      | Tons    | Dollars         |
|------------------------------|---------|-----------------|
| Computers/Peripherals        | 44,794  | \$4,758,424,280 |
| Telecommunications Equipment | 32,790  | \$4,131,734,757 |
| Industrial Machinery/Parts   | 30,627  | \$1,674,451,004 |
| Metals and Metal Products    | 22,337  | \$254,206,016   |
| Vehicle Parts/Tires          | 21,546  | \$525,780,970   |
| Imports                      | Tons    | Dollars         |
| Flowers                      | 177,850 | \$770,001,998   |
| Fish/Crustaceans             | 107,845 | \$742,236,224   |
| Vegetables & Roots           | 95,212  | \$178,591,265   |
| Fruits & Juices              | 37,064  | \$111,916,588   |
| Grains - Raw                 | 22,328  | \$58,535,057    |



## MIA International Trade By Region

|                 | Total Tons     | Total Dollars           |
|-----------------|----------------|-------------------------|
| South America   | 723,025        | \$27,690,287,763        |
| Central America | 126,192        | \$7,382,393,288         |
| Europe          | 57,393         | \$9,526,555,855         |
| The Caribbean   | 49,115         | \$1,981,747,005         |
| Asia            | 28,271         | \$3,392,565,727         |
| The Mid-East    | 4,617          | \$341,789,487           |
| Africa          | 4,224          | \$199,583,554           |
| Oceania         | 775            | \$49,946,505            |
| North America   | 638            | \$98,908,547            |
| <b>Totals</b>   | <b>994,250</b> | <b>\$50,663,777,731</b> |



### NOTES:

- Mexico is included in Central America
- Origin/Destination Trade Only
- Does not include In-Transit Freight

# KEEPING MIA COMPETITIVE

## The MIA Perishables Committee

Established in 1997 to promote the Airport's growing trade in perishable commodities, the group serves as a forum for addressing and resolving issues having a direct impact on MIA's multi-billion dollar trade in perishables. Committee involvement includes:

- ✈️ **Maintaining MIA's facilities and infrastructure for handling perishables**
- ✈️ **Trade legislation impact and community involvement**
- ✈️ **Federal Inspection Agency staffing levels, import regulations and procedures, and safety and security issues as related to the industry**

The Committee comprises importers, cargo airlines, freight forwarders, logistics providers, customs brokers and the federal inspection agencies based at MIA. The Committee also works very closely with South Florida's bi-national chambers of commerce, the foreign consulates and their respective commercial attachés.

## The MIA Perishables Road Shows

MIA's Perishables Committee promotes trade through a unique series of seminars held at in-country venues and designed to meet the needs of overseas growers, producers and exporters of perishables. Seminars address cold chain logistics, compliance with federal inspection procedures,

perishables marketing, and have been highly effective in growing business and in expediting the handling of perishables imports.

## New Air Route Development

MIA's cargo route development program is aimed at stimulating overall cargo traffic and enhancing trade connectivity between MIA and new global markets. This includes further development of European and Asian routes and the establishment of new trade routes to Africa and the Middle East / Gulf Region. Separately, MIA conducts business expansion and on-going promotional efforts throughout its stronghold markets in the Latin American / Caribbean region to assure balance of both product and route offering as well as assuring that connectivity and synergy within MIA's air cargo industry remain constant.

## MIA Incentive Program

MIA is offering financial incentives to further stimulate interest in carriers considering new freighter services to Miami. The incentive program at MIA, titled **ASIP3**, is being offered for any carrier commencing scheduled, year-round cargo freighter service from Asia, Africa, Europe or the Middle East / Gulf Region on a cargo route not currently served by an all-cargo freighter to Miami. Full details of the program and its qualifying requirements may be obtained through contact with the MIA Marketing Division at: [marketing@miami-airport.com](mailto:marketing@miami-airport.com)



**FACT: MIA HANDLES 83% OF ALL AIR IMPORTS AND 81% OF ALL AIR EXPORTS BETWEEN THE UNITED STATES AND THE LATIN AMERICAN/CARIBBEAN REGION**

| <b>Preliminary Rankings of Major US Airports 2010 International Freight</b> |  |                              |
|---|--|------------------------------|
| <b>Rank</b>   | <b>Airport</b>                         | <b>Millions of U.S. Tons</b> |
| 1   | Miami International (MIA)              | 1.77                         |
| 2   | Los Angeles International (LAX)        | 1.13                         |
| 3   | New York Kennedy (JFK)                 | 1.12                         |
| 4   | Chicago O'Hare International (ORD)     | 1.03                         |
| 5   | Hartsfield Atlanta International (ATL) | 0.42                         |
| 6   | Dallas-Ft. Worth International (DFW)   | 0.33                         |
| 7   | Newark International (EWR)             | 0.29                         |
| 8   | San Francisco International (SFO)      | 0.29                         |
| 9   | Memphis International (MEM)            | 0.28                         |
| 10  | Houston Intercontinental (IAH)         | 0.22                         |

| <b>Preliminary Rankings of Major World Airports 2010 International Freight</b> |  |                              |
|--|--|------------------------------|
| <b>Rank</b>  | <b>Airport</b>                             | <b>Millions of U.S. Tons</b> |
| 1  | Hong Kong International (HKG)              | 4.55                         |
| 2  | Seoul Incheon International (ICN)          | 2.90                         |
| 3  | Shanghai Pudong International (PVG)        | 2.58                         |
| 4  | Dubai International (DXB)                  | 2.41                         |
| 5  | Frankfurt (FRA)                            | 2.37                         |
| 6  | Paris Charles de Gaulle (CDG)              | 2.36                         |
| 7  | Tokyo Narita (NRT)                         | 2.34                         |
| 8  | Singapore Changi (SIN)                     | 2.00                         |
| 9  | Taipei Chiang Kai Shek International (TPE) | 1.93                         |
| 10   | Miami International Airport (MIA)          | 1.77                         |



**MIAMI-DADE COUNTY**

**Carlos A. Giménez**  
Mayor



**BOARD OF COUNTY COMMISSIONERS**

**Joe A. Martínez**  
Chairman

**Audrey M. Edmonson**  
Vice Chairman

**Barbara J. Jordan**  
District 1

**Jean Monestime**  
District 2

**Audrey M. Edmonson**  
District 3

**Sally A. Heyman**  
District 4

**Bruno A. Barreiro**  
District 5

**Rebeca Sosa**  
District 6

**Xavier L. Suarez**  
District 7

**Lynda Bell**  
District 8

**Dennis C. Moss**  
District 9

**Senator Javier D. Souto**  
District 10

**Joe A. Martínez**  
District 11

**José "Pepe" Díaz**  
District 12

**Esteban Bovo, Jr.**  
District 13

**Harvey Ruvin**  
Clerk of Courts

**Pedro J. Garcia**  
Property Appraiser

**Alina T. Hudak**  
County Manager

**Robert A. Cuevas, Jr.**  
County Attorney

**José Abreu, P.E.**  
Aviation Director



MIAMI-DADE AVIATION DEPARTMENT – MARKETING DIVISION  
**T 305.876.7862 • F 305.876.7398 • [marketing@miami-airport.com](mailto:marketing@miami-airport.com)**  
**[www.miami-airport.com](http://www.miami-airport.com)**

Miami-Dade County provides equal access and equal opportunity in employment and services and does not discriminate on the basis of disability.  
"It is the policy of Miami-Dade County to comply with all of the requirements of the Americans with Disabilities Act."