




Miami-Dade Aviation Department



Rates, Fees, & Charges

FY 2010

**MIAMI-DADE AVIATION DEPARTMENT
RATES, FEES AND CHARGES FOR FISCAL YEAR 2010**

TABLE OF CONTENTS

1.	SUMMARY	1
	Summary of Airline Charges	2
	Airline Cost per Enplaned Passenger.....	3
	Airline Rates and Charges Methodology	4
	Residual Landing Fee.....	4
	Terminal Rentals	5
	Terminal User Fees	6
2.	AIRSIDE	7
	Proposed Landing Fee Calculation	8
	Aircraft Parking Fees	9
	Derelict or Non-Operating Aircraft.....	10
	New Fees for Charter Airlines	10
	VIP Ramp Escort	10
	Handling by FBO	11
	Handling by Authorized Ground Handler	11
	Ground Support Charges.....	12
	Pre-Conditioned Air Fee	12
	MDAD Loading Bridge Fee.....	12
	MDAD Stair Truck Usage Fee.....	12
	Aircraft Escort Fee	12
	Non-Passenger Vehicle Escort Fee	12
	Fuel Stop Fees.....	12
	General Aviation Center (GAC) Use Fee	12
	Activity Fees by Aircraft Type	12a-e
3.	TERMINAL	13
	Airline Activity Based Fees	14
	Concourse Use Fee.....	14
	Baggage Claim Fee	14
	Screening Use Fee.....	14
	International Facilities Use Fee.....	14
	Terminal Rental Rates.....	15
	Average (Class III) Terminal Rental Rates	15
	Weighted Rental Rates.....	15
	Proposed CUTE Rates	16
	CUTE Gate Rates.....	16
	Ticket Counter Usage Fee.....	16
	CUTE Dynamic Signage.....	16
	Manual CUTE Ticket Counter Rates	16
	Miscellaneous CUTE Charges	17
	CUSS (Common Use Self-Service) Charges	17
	CCTV (Closed-Circuit Television) Charges	17
	CUTE Rate Summary and FY2009 Comparison	18

TABLE OF CONTENTS (continued)

4.	LANDSIDE	19
	Public and Employee Parking.....	20
	Public Parking.....	20
	Long-Term Rates.....	20
	Short-Term Premium Rates.....	20
	Valet Parking.....	20
	Remote Parking.....	20
	Employee Parking.....	21
	Employee Parking Decals.....	21
	Long-Term Parking Magnetic Cards.....	21
	Contractor Parking.....	21
	Towed Vehicles.....	21
	Ground Transportation Fees.....	22
	Mobile Food Truck Vendor Fee.....	23
	Taxicab Operation Fee.....	23
	Ground Transportation Annual Permit Renewal Fee.....	23
	Land Rental and Apron Paving Rates.....	24
	Building Rental Rates.....	25
5.	FUEL FARM	33
	Fuel Flowage Fees and Calculation Explanation.....	34
6.	GENERAL AVIATION	35
	General Aviation Airport Fees and Charges.....	36
	Operational Closure Fee.....	36
	Aerial Advertising Fee.....	36
	Aircraft Parking at General Aviation Airports.....	36
	Conference Room Rental Fee (Tamiami and Opa-Locka Airports).....	36
	Off-Road Vehicle Parking Fee at Training & Transition Airport.....	36
	Fuel Flowage Fee at General Aviation Airports.....	36
	Training & Transition Approach Fee.....	36
7.	TELECOMMUNICATIONS	37
	Telecommunication Fees.....	38
	Wireless Service Providers.....	38
	Shared Tenant Services.....	38
	Analog Coaxial Cable Recovery.....	38
	Offsite FIDS Rate.....	38
	Network Port Costs.....	38
	Equipment Rental Costs.....	38
	STS (Shared Tenant Services) Fees.....	39

8. MISCELLANEOUS	40
Miscellaneous Fees and Charges	41
Opportunity Fees	41
Penalty Fee for Employing Unpermitted Service Vendors	41
Miscellaneous Air Carrier Fees	41
Disruptive Passenger Fee	41
Ground Service Equipment (GSE) Impound Fee	41
Employee (MDAD Tenant) ID Badge Fees	41
Employee Identification Badge Fee	41
Lost or Unaccounted Employee ID Badge Fee	41
Failure to Notify and Return Terminated Employee ID Badge Fee	41
TSA 5% Rule Violation Fee	41
Fingerprinting Fee	41
Airside Vehicle and Training Recommended Fees	42
AOA Decals	42
AOA Decals (Lost or Unaccounted)	42
AOA Driver Training	42
AOA Movement Area Training	42
Loading Bridge Training	42
Into-Plane Fueling Recommended Fees	42
Airline VIP Clubs	42
Opportunity Fee	42
Concession Fee	42
Letter of Determination Fee (Height Restriction)	42
Letter of Determination Fee (Land Use Zoning Analysis)	42
Passenger Facility Charge (PFC)	43
Other Fees	43
Auditorium Use Fee (Miami International Airport)	43
Wheelchair Lift Fee	43
Security Violation Fee	43
Permit Application Fee for Provider of Goods and Services	43
Animal Inspection Facility User Fees	43
Average Electrical Consumption per Kilowatt Hour	43

APPENDICES

Appendix A	44
Terminal Rental Calculation—Allocation of Expenses by Cost Center	A-1 to A-6
Appendix B	45
CUTE Detail Worksheets	B-1 to B-7
Appendix C	46
Airport Traffic Report	47

SUMMARY TAB

**SUMMARY OF AIRLINE CHARGES
MIAMI INTERNATIONAL AIRPORT
FY 2010**

Rate Type	Actual FY 2008	Actual FY 2009	Adopted FY 2010	Variance Adopted vs. FY 2009	
				Amount	Percentage
AIRFIELD					
Landing Fees	\$1.94	\$1.18	\$1.92	\$0.74	63.0%
Loading Bridge	\$35.00	\$35.00	\$35.00	\$0.00	0.0%
Preconditioned Air:					
Narrow-body	\$18.34	\$18.34	\$18.34	\$0.00	0.0%
Wide-body	40.58	40.58	40.58	0.00	0.0%
Jumbo-body	54.15	54.15	54.15	0.00	0.0%
TERMINAL					
Domestic Arriving Seat					
Concourse	\$2.81	\$2.95	\$3.24	\$0.29	9.8%
Baggage Claim	1.67	1.65	1.56	-0.09	-5.5%
Domestic Departing Seat					
Concourse	\$2.81	\$2.95	\$3.24	\$0.29	9.8%
Screening	0.36	0.36	0.35	-0.01	-2.8%
Baggage Make-up Maintenance (1)	0.94	0.98	0.87	-0.11	-11.2%
Baggage Make-up Capital (5)	0.10	0.11	0.13	0.02	18.2%
International Arriving Seat					
Concourse	\$2.81	\$2.95	\$3.24	\$0.29	9.8%
International Facilities	2.78	2.65	2.58	-0.07	-2.6%
International Departing Seat					
Concourse	\$2.81	\$2.95	\$3.24	\$0.29	9.8%
Screening	0.36	0.36	0.35	-0.01	-2.8%
Baggage Make-up Maintenance (1)	0.94	0.98	0.87	-0.11	-11.2%
Baggage Make-up Capital (5)	0.10	0.11	0.13	0.02	18.2%
Terminal Rent					
Class I	\$132.28	\$131.38	\$142.16	\$10.78	8.2%
Class II	99.21	98.54	106.62	8.08	8.2%
Class III	66.14	65.69	71.08	5.39	8.2%
Class IV	33.07	32.85	35.54	2.69	8.2%
Class V	16.54	16.42	17.77	1.35	8.2%
Class VI	66.14	65.69	71.08	5.39	8.2%
CUTE Rates					
Infrastructure Fee per Departing Seat (2)	\$0.04	\$0.05	\$0.05	\$0.00	0.0%
Gate Usage Fee per Departing Seat	0.08	0.09	0.08	-0.01	-11.1%
Ticket Counter Usage Fee per Hour (3)					
CUTE Equipment Rental	\$2.11	\$2.59	\$2.54	-0.05	-1.9%
Class I Rental	5.97	6.23	6.97	0.74	11.9%
Class IV Rental	5.99	6.68	7.55	0.87	13.0%
Common Use Display					
CUTE Airlines per hour of usage (4)	\$0.13	\$0.10	\$0.11	\$0.01	10.0%

(1) American Airlines is excluded from this charge because this airline maintains its own baggage system.

(2) Fee is paid by all MIA passenger air carriers as an increase in the concourse use fee.

(3) The maximum daily rate per ticket counter position will be \$204.72

(4) The monthly maximum for backwall display is \$120 per ticket counter position.

(5) The Capital Recovery portion of Baggage Make-up is charged to all airlines.

AIRLINE COST PER ENPLANED PASSENGER
Miami-Dade County Aviation Department
Miami International Airport
FY 2010

		<u>FY 2009</u>	<u>FY 2010</u>
Landing Fee (less cargo portion)		\$29,807,872	\$44,957,822
Concourse Use Fees		150,332,377	168,247,455
Equipment and Parking Rental		56,023,975	50,652,952
Terminal Building Rental		<u>37,460,186</u>	<u>38,953,350</u>
Total Airline Payments	[A]	\$273,624,411	\$302,811,579
Enplaned Passengers	[B]	16,600,000	17,000,000
Airline Cost per Enplaned Pax.	[A/B]	\$16.48	\$17.81
FY 20XX Target (a)		\$22.34	\$24.50
Airline Cost per Enplaned Pax per Traffic Engineers (b)		\$18.58	\$23.52

Notes:

- (a) FY 2009 represents financial targets established by MDAD as part of the Financial Summary and Challenges report prepared in August 2007 and FY 2010 reflects targets established May 2009.
- (b) FY 2009 represents the estimated airline cost per enplaned passenger from the Report of the Traffic Engineers contained in the Bond Series 2008 Official Statement and FY 2010 reflects Bond Series 2009.

AIRLINE RATES AND CHARGES METHODOLOGY AT MIAMI INTERNATIONAL AIRPORT

RESIDUAL LANDING FEE

- MDAD employs an “**airport system residual**” formula to calculate MIA landing fees.
- MDAD typically calculates landing fees effective October 1 based upon budget estimates and, if necessary, adjusts landing fees effective April 1 based upon revised estimates.
- Each year MDAD calculates MIA landing fees in such a way as to insure that revenues from landing fees together with revenues from all other sources will be at least sufficient to meet the requirements of the PAP Rate Covenant.

Landing Fee Calculation

Revenue Requirement

- + Principal and Interest Requirements
- + 20 percent coverage margin
- + Current Expenses
- + Changes in operating reserve
- + Deposit to Bond Reserve Account
- + Deposit to Reserve Maintenance Fund
- + Debt service on commercial paper
- + Debt service on other indebtedness
- + Required deposits for commercial paper and other indebtedness
- + Interest earnings—Reserve Maintenance Fund
- + Interest earning—Improvement Fund
- = Total Revenue Requirement

Revenue Credits

- Aviation Fees
- Terminal Rentals
- Commercial Revenues
- Other Revenues
- Deposit from Improvement Fund
- PAP Revenues net of Landing Fees
- = Subtotal Revenue Credits
- + Revenues for September landings
- = Total Revenue Credits

Revenue Requirement less Revenue Credits = Landing Fee Requirement

Divided by Total Landed Weight (11 months October thru August)

= Landing Fee Rate

TERMINAL RENTALS

- MDAD calculates terminal rents using a cost recovery approach under an equalized rate methodology. This means that rates for space are uniform within a category regardless of when the facility was built. (Concourse space in Concourses A and H have the same rental rates as similar categories of space in Concourses F and G.)
- The terminal rental rates and terminal user fees are effective October 1 based upon the annual budget and are not adjusted at mid-year.
- Terminal rental rate is calculated using a weighted rate based upon space classification, which is determined based on the type of space being utilized. Detailed information regarding this calculation and the space classification definitions are contained in the appendix at the end of the presentation.

Classification of Terminal Space

Class I—all space related to airline regular and special passenger service facilities, including ticket and interline counters, passenger service centers, and the like.

Class II—airline club rooms and all air-conditioned office space in the main Terminal Building, including the office tower, baggage service rooms and excluding the concourses outboard of security screening.

Class III—all other air-conditioned operating space including baggage claim, hold rooms, group rooms, concourse office space and the like.

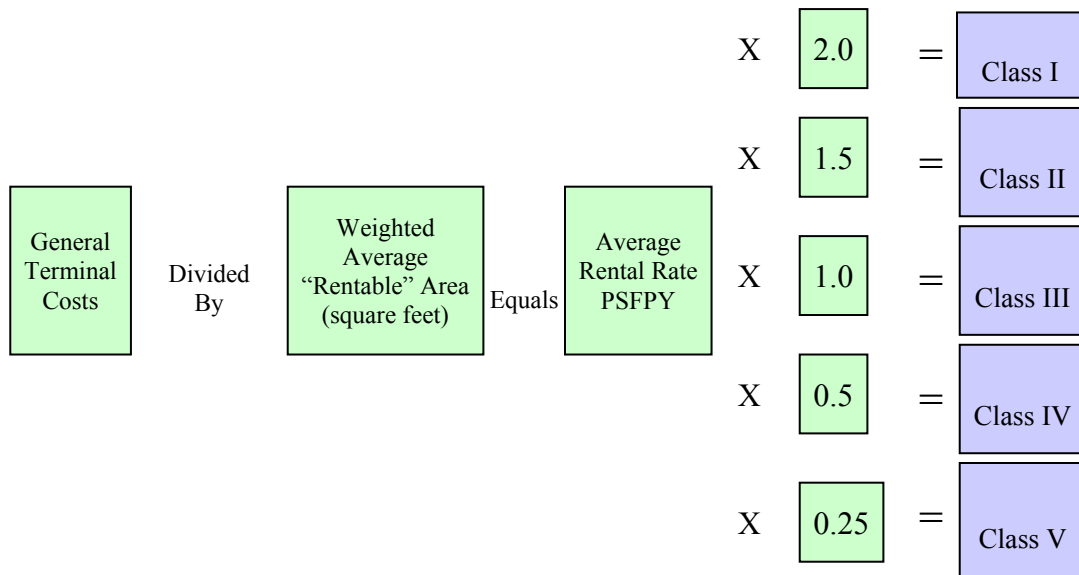
Class IV—all enclosed or semi-enclosed non-air-conditioned operating space including baggage make-up areas, parts storage and the like.

Class V—leased space created as part of the building shadow line, included in the Terminal pursuant to the definition of Terminal Building in the Lease.

Class VI—all other leasable revenue producing and concession space.

Nonrentable (support) space (**Class VII**) is apportioned to rentable areas.

Terminal Rental Rate Weighted Space Calculation



Terminal User Fees

- **Concourse Use Fee**—*Per arriving and per departing aircraft seat*
For the use of holdrooms, gate positions, and related passenger circulation areas that are made available to airlines on a common-use basis.
- **Domestic Baggage Claim Fee**—*Per arriving domestic aircraft seat*
For the use of terminal space and specialized terminal equipment dedicated to the domestic baggage claim function.
- **Screening Fee**—*Per departing aircraft seat*
For checkpoint security costs incurred by MDAD.
- **International Facilities Fee**—*Per arriving international aircraft seat*
For international capital and operational costs.
- **Outbound Baggage Fee**—*Per departing domestic and international seat (except for departing seats of airlines that operate and maintain their own outbound baggage system such as American)*
For outbound baggage systems equipment and operational costs.

Terminal User Fees Calculation

USE FEE	Equals	RATE BASE	Divided By	ACTIVITY
Concourse		Class III rental rate x Areas for holdrooms, domestic & int'l "sterile" circulation, FIS processing, & int'l baggage claim = Space costs (equivalent rental)		Arriving and departing seats
Domestic Baggage Claim		Space costs for domestic baggage claim + Cost of domestic claim equipment		Arriving domestic seats
Screening		Cost of screening equipment + Operating expenses		Departing seats
International Facilities		Portion of costs of "E-satellite" shuttle + Int'l operations costs		Arriving international seats
Outbound Baggage – O&M		Operating expenses related to conventional system and to laser systems acquired from EA & PA		Departing seats (except AA)
Outbound Baggage – Capital		Amortization expense related to "conventional" portion of AA, EA, & PA laser systems		Departing seats

Airside Tab

LANDING FEE CALCULATION
MIAMI INTERNATIONAL AIRPORT
For Fiscal Years Ended September 30

Landing Fee Calculation	Budget Calculation		Variance	% Chg.	Cents on L/F
	FY 2009	FY 2010			
Airport System Requirement:					
Principal & Interest Requirement	\$251,048,895	\$284,044,374	\$32,995,479	13.1%	\$1.16
Less: PFC Revenue	(100,000,000)	(100,000,000)	--	0.0%	\$0.00
Net P & I Requirement	\$151,048,895	\$184,044,374	\$32,995,479	21.8%	\$1.16
Times Coverage Factor	<u>1.20</u>	<u>1.20</u>			
P&I Requirement Plus Coverage	\$181,258,674	\$220,853,249	\$39,594,575	21.8%	1.40
Current Expenses	412,915,843	394,208,565	(18,707,278)	-4.5%	-0.66
Increase/(Decrease) in O&M Reserve	3,167,476	(647,976)	(3,815,453)	0.0%	-0.13
Deposit from Bond Service Account (Interest)	(3,108,844)	(3,000,000)	108,844	-3.5%	0.00
Deposit to Reserve Maintenance Fund	15,000,000	19,250,000	4,250,000	28.3%	0.15
Total Requirement [A]	\$609,233,149	\$630,663,838	\$21,430,688	3.5%	\$0.76
Less: Revenues Net of Landing Fees					
Aviation Fees	\$206,356,352	\$218,900,407	\$12,544,055	6.1%	-\$0.44
Terminal Rentals	37,460,186	42,002,229	4,542,043	12.1%	-0.16
Structure & Other Rentals	53,449,225	54,635,528	1,186,303	2.2%	-0.04
Commercial Revenues	177,819,046	179,258,794	1,439,748	0.8%	-0.05
Other Revenues	26,994,483	16,171,871	(10,822,612)	-40.1%	0.38
G/A Airports	4,728,222	5,309,355	581,133	12.3%	-0.02
Transfer from Improvement Fund (Deposit)	65,000,000	57,000,000	(8,000,000)	-12.3%	0.28
Total Revenues [B]	\$571,807,514	\$573,278,184	\$1,470,670	0.3%	-\$0.05
Amount Recovered from Landing Fees [A-B] [C]	\$37,425,635	\$57,385,654	\$19,960,019	53.3%	\$0.70
Less: Sept. collections (prior yr) from Ldg. Fees [D]	4,787,794	\$2,827,888	(1,959,906)	-40.9%	0.07
Net Amt Recovered from Landing Fees [C-D] [E]	\$32,637,842	\$54,557,766	\$21,919,925	67.2%	\$0.77
Estimated Landed Weight in 1,000 lb. units (1) [F]	27,663,944	28,376,190	712,246	2.6%	-\$0.03
Landing Fee Rate (per 1,000 lb. unit) [E/F] [G]	\$1.18	\$1.92	\$0.74	63.0%	
Total Landing Fee Revenue [G*F+D]	\$37,425,635	\$57,385,654	\$19,960,019	53.3%	\$0.70

(1) Represents estimated landed weight for 11 months.

SEE SCHEDULE AT THE END OF THIS SECTION FOR LANDED WEIGHT AND AIRCRAFT PARKING COST BY AIRCRAFT TYPE

AIRCRAFT PARKING FEES MIAMI INTERNATIONAL AIRPORT

(Policy last updated October 1, 2008 and is subject to change)

Regular Aircraft Parking – Passenger aircraft using terminal gates, hardstands or remote positions will accrue parking fees if any of the following conditions exist:

- (A) Aircraft that park on a hardstand or remote position will be charged after a two (2) hour grace period. Subsequent daily charges will apply every 24 hours.
- (B) Aircraft that park at a terminal gate will be charged the first day parking charge after a four (4) hour grace period. Subsequent daily charges will apply every 24 hours.

Regular aircraft parking charges will reflect (24 hour) daily rates for 1 to 5 days, 6 to 15 days, 16 to 30 days, and 31+ days. An aircraft take-off and landing will allow the parking rate to revert back to day one (1). No aircraft parking at MIA shall exceed forty-five (45) consecutive days without express written consent from the Assistant Director of Airside Operations, or an Airside Division designee.

Overtime Parking - Aircraft and/or ground service equipment (GSE) that do not depart or are not removed from the terminal gates, hardstands and cargo spots at the agreed upon time, and cause another aircraft to hold for that gate, hardstand or cargo spot, or block its departure from that gate, hardstand or cargo spot, or causes a gate or spot change will be charged for overtime parking.

Overtime parking charges are assessed at the rate of \$100.00 per 30 minutes or fraction thereof in excess of one hour for deplanements, one hour for enplanements, and two hours for an arrival/departure turnaround.

Premium Charges - Per Resolution No R-730-80, regular commercial users who do not have an MDAD credit account in good standing and who have had more than six (6) landings during any 90-day period, will be assessed an additional premium charge. The premium charge amounts to 50% of all aviation fees and charges. Regular commercial users are defined as those who operate aircraft for compensation or hire. The premium charge will be assessed starting on the seventh (7th) landing and will be added to the total of all other aviation fees charged.

Major Maintenance - Aircraft on regular aircraft parking that are performing major maintenance will be charged a major maintenance fee separately from the storage parking fee.

Aircraft requiring major maintenance (other than regular turn-around maintenance) while parked at common use aircraft parking positions will be charged \$300.00 per 24-hour period.

AIRCRAFT PARKING FEES (continued)

Cargo Aircraft Parking Position Fees—payable whenever an aircraft uses a designated MDAD cargo position. Fees commence on the arrival of the aircraft at the cargo position. Charges are listed below.

- Aircraft 60,000 lbs and under in landed weight
 - First 4 hours \$60.00
 - Each additional hour \$15.00
 - 24 hour maximum \$360.00

- Aircraft between 60,001 and 270,000 lbs in landed weight
 - First 4 hours \$120.00
 - Each additional hour \$30.00
 - 24 hour maximum \$720.00

- Aircraft in excess of 270,000 lbs in landed weight
 - First 4 hours \$200.00
 - Each additional hour \$60.00
 - 24 hour maximum \$1,400.00

Derelict or Non-Operating Aircraft - Fee of up to \$500.00 per day for each day a tenant or airport user parks or stores a derelict or non-operating aircraft of any size or parts thereof on airport premises beyond the permitted sixty (60) day period.

New Fees for Charter Airlines (effective October 1, 2006)

VIP Ramp Escort Fee – MIA provides a premium service whereby passengers are escorted directly to or from the steps of the aircraft parked at an airfield location. The charter operator is responsible for providing the passenger ground transportation vehicle, which must be escorted onto the airfield by MDAD personnel.

All of the following fees apply to charter operators providing this service to their customers:

1. An escort/attendant fee associated with the mandatory escort of vehicle(s) to be used for transporting passengers on the airfield. Fee will be \$150.00 for each hour (2-hour minimum) to cover escort vehicles’ operating costs and labor (escort/attendant).
2. A fee for the use of MDAD owned stair truck (if used) as listed in the Ground Support Charges schedule (page 12)
3. Landing Fee (for arriving charters) as shown on the Summary of Airline Charges (page 2) schedule.
4. Inspection Fees: charter operator will be responsible for arranging separately and paying for, applicable services required by Federal agencies including the Transportation Security Administration (TSA) for departing flights, and FIS for arriving international flights.

HANDLING BY FBO (Fixed Base Operator)

A charter operator may contract with an FBO to perform various ground handling services. Such services are provided on the premises of the FBO. In addition to landing fees and other charges that the FBO may be required to collect for the use of various Airport facilities and services, the FBO may establish its own charges for services rendered. Charter operators should contact the FBO for all charges.

HANDLING BY AUTHORIZED GROUND HANDLER

Authorized ground handlers compete for the services of charter and scheduled airline operators at MIA. Such ground handlers utilize the existing terminal facilities (check-in counters and gates) to process passengers, baggage and the aircraft. Charter operators contract directly with such ground handlers. In addition to landing fees and other charges that the ground handler may be required to collect for the use of various Airport facilities and services, the ground handler may establish its own charges for services rendered. Charter operators should contact the ground handler for all charges.

***SEE SCHEDULE AT THE END OF THIS SECTION FOR LANDED WEIGHT AND
AIRCRAFT PARKING COST BY AIRCRAFT TYPE***

**GROUND SUPPORT CHARGES
MIAMI INTERNATIONAL AIRPORT
AS OF OCTOBER 1, 2009**

Pre-conditioned Air All aircraft using a gate equipped with preconditioned air will be charged preconditioned air fees. The use for the aircraft preconditioned air supply equipment will continue to be assessed to all airlines using the system by aircraft type. The rates will remain as follows:

Narrow Body (N)	=	\$18.34 for any use (per arrival – no time limit)
Wide Body (W)	=	\$40.58 for any use (per arrival – no time limit)
Jumbo Body (J)	=	\$54.15 for any use (per arrival – no time limit)

Currently, the preconditioned air charges will only apply to loading bridge gates on concourses A, D, E, H and J.

MDAD account customers will report all preconditioned air system uses directly to the Finance Division on a monthly basis. The Finance Division will supply the correct form for reporting the usage.

MDAD Loading Bridges = \$35.00 per arrival and/or \$35.00 per departure. All aircraft using additional loading bridges (more than one) will be charged \$35.00 per arrival and/or \$35.00 per departure for each additional loading bridge used.

Stair Truck Usage Fee = \$100.00 per hour Note: This fee is only waived for use on military aircraft.

Escort Fee - Aircraft = \$75.00 per escort

Escort Fee – Non Passenger Vehicle = \$20.00 per escort

Fuel Stop Fees:

- **Terminal Gate – Aircraft using a terminal gate for a fuel stop will be charged a terminal fuel stop fee and a one-way loading bridge fee for a maximum of two (2) hours. Any additional time will incur overtime parking fees.**
- **Remote Locations and General Aviation Center (GAC) – A fuel stop fee for remote locations or General Aviation Center will be charged for aircraft refueling for a maximum of two (2) hours. Any additional parking time will incur parking fees.**

General Aviation Center (GAC) Facility Fee

- **GAC Domestic Fee – The fee shall be equal to the base concourse use fee for each inbound and each outbound domestic operation performed by commercial operators carrying passengers for hire that use the domestic portion of the GAC facility.**
- **GAC International Fee – The fee shall be equal to the base concourse use fee and international facility fee for each international arrival, and a base concourse fee for each international departure performed by commercial operators carrying passengers for hire that use the international portion of the GAC facility.**

MIAMI-DADE AVIATION DEPARTMENT
 AVIATION CHARGES AT MIAMI INTERNATIONAL AIRPORT
 Effective October 1, 2009 - September 30, 2010
 Based on \$1.92 per 1,000 Pounds of Nominal Gross Landed Weight

Aircraft Type	Landing Weight	Landing Charges	All Airlines Domestic Arrival	All Departing Cute Gates	All Airlines All Airlines Departure.	All Airlines International Arrival	GAC International Arrival	GAC Domestic Arriv/Dep	GAC/Remote Fuel Stop	Terminal Fuel Stop	Aircraft Parking				
											1-5 Days	6-15 Days	16-30 Days	31+ Days	
A300	W	293,000	562.56	1,214.40	20.24	1,173.92	1,472.46	1,472.46	819.72	160.00	854.72	160.00	240.00	320.00	640.00
A300-600/600R	W	309,000	593.28	1,281.60	21.36	1,238.88	1,553.94	1,553.94	865.08	161.00	900.08	161.00	241.50	322.00	644.00
A310-200	W	261,000	501.12	974.40	16.24	941.92	1,181.46	1,181.46	657.72	136.00	692.72	136.00	204.00	272.00	544.00
A310-300	W	272,000	522.24	921.60	15.36	890.88	1,117.44	1,117.44	622.08	136.00	657.08	136.00	204.00	272.00	544.00
A318	N	124,000	238.08	480.00	8.00	464.00	582.00	582.00	324.00	71.00	359.00	71.00	106.50	142.00	284.00
A319	N	136,000	261.12	590.40	9.84	570.72	715.86	715.86	398.52	76.00	433.52	76.00	114.00	152.00	304.00
A320-100	N	142,000	272.64	705.60	11.76	682.08	855.54	855.54	476.28	85.00	511.28	85.00	127.50	170.00	340.00
A320-200	N	142,000	272.64	724.80	12.08	700.64	878.82	878.82	489.24	85.00	524.24	85.00	127.50	170.00	340.00
A321	N	161,000	309.12	931.20	15.52	900.16	1,129.08	1,129.08	628.56	100.00	663.56	100.00	150.00	200.00	400.00
A330-200	W	397,000	762.24	1,147.20	19.12	1,108.96	1,390.98	1,390.98	774.36	238.00	809.36	238.00	357.00	476.00	952.00
A330-300	W	391,000	750.72	1,656.00	27.60	1,600.80	2,007.90	2,007.90	1,117.80	256.00	1,152.80	256.00	384.00	512.00	1,024.00
A340-200	W	406,000	779.52	1,185.60	19.76	1,146.08	1,437.54	1,437.54	800.28	238.00	835.28	238.00	357.00	476.00	952.00
A340-300	W	410,000	787.20	1,228.80	20.48	1,187.84	1,489.92	1,489.92	829.44	255.00	864.44	255.00	382.50	510.00	1,020.00
A340-500	W	520,000	998.40	1,612.80	26.88	1,559.04	1,955.52	1,955.52	1,088.64	287.00	1,123.64	287.00	430.50	574.00	1,148.00
A340-600	W	560,000	1,075.20	1,478.40	24.64	1,429.12	1,792.56	1,792.56	997.92	316.00	1,032.92	316.00	474.00	632.00	1,264.00
A380	J	851,000	1,633.92	2,664.00	44.40	2,575.20	3,230.10	3,230.10	1,798.20	386.00	1,833.20	386.00	579.00	772.00	1,544.00
A380-F	J	851,000	1,633.92	0.00	0.00	0.00	0.00	0.00	0.00	386.00	35.00	386.00	579.00	772.00	1,544.00
AEROSPATIALE SN601 (CORVETTE 100)	M1	15,000	28.80	57.60	0.96	55.68	69.84	69.84	38.88	5.00	73.88	5.00	7.50	10.00	20.00
AN-2	M1	15,000	28.80	43.20	0.72	41.76	52.38	52.38	29.16	5.00	64.16	5.00	7.50	10.00	20.00
AN-10		122,000	234.24	408.00	6.80	394.40	494.70	494.70	275.40	93.00	310.40	93.00	139.50	186.00	372.00
AN-12		122,000	234.24	0.00	0.00	0.00	0.00	0.00	0.00	84.00	35.00	84.00	126.00	168.00	336.00
AN-22		500,000	960.00	0.00	0.00	0.00	0.00	0.00	0.00	247.00	35.00	247.00	370.50	494.00	988.00
AN-24		46,000	88.32	240.00	4.00	232.00	291.00	291.00	162.00	46.00	197.00	46.00	69.00	92.00	184.00
AN-26		53,000	101.76	201.60	3.36	194.88	244.44	244.44	136.08	46.00	171.08	46.00	69.00	92.00	184.00
AN-30		51,000	97.92	0.00	0.00	0.00	0.00	0.00	0.00	48.00	35.00	48.00	72.00	96.00	192.00
AN-32		57,000	109.44	249.60	4.16	241.28	302.64	302.64	168.48	46.00	203.48	46.00	69.00	92.00	184.00
AN-72/74		66,000	126.72	0.00	0.00	0.00	0.00	0.00	0.00	50.00	35.00	50.00	75.00	100.00	200.00
AN-124	W	729,000	1,399.68	1,680.00	28.00	1,624.00	2,037.00	2,037.00	1,134.00	319.00	1,169.00	319.00	478.50	638.00	1,276.00
AN-225		1,213,000	2,328.96	0.00	0.00	0.00	0.00	0.00	0.00	484.00	35.00	484.00	726.00	968.00	1,936.00
ATL98 (CARVAIR)		64,000	122.88	0.00	0.00	0.00	0.00	0.00	0.00	42.00	35.00	42.00	63.00	84.00	168.00
ATR42-300		36,000	69.12	201.60	3.36	194.88	244.44	244.44	136.08	37.00	171.08	37.00	55.50	74.00	148.00
ATR42-320		36,000	69.12	220.80	3.68	213.44	267.72	267.72	149.04	37.00	184.04	37.00	55.50	74.00	148.00
ATR42-500		40,000	76.80	220.80	3.68	213.44	267.72	267.72	149.04	37.00	184.04	37.00	55.50	74.00	148.00
ATR72-200		47,000	90.24	316.80	5.28	306.24	384.12	384.12	213.84	49.00	248.84	49.00	73.50	98.00	196.00
ATR72-210		47,000	90.24	316.80	5.28	306.24	384.12	384.12	213.84	49.00	248.84	49.00	73.50	98.00	196.00
ATR72-500		49,000	94.08	307.20	5.12	296.96	372.48	372.48	207.36	49.00	242.36	49.00	73.50	98.00	196.00
AYRES LM-200 (LOADMASTER T801 & CTP800)		19,000	36.48	129.60	2.16	125.28	157.14	157.14	87.48	61.00	122.48	61.00	91.50	122.00	244.00
BAC 1-11 400	N	87,000	167.04	427.20	7.12	412.96	517.98	517.98	288.36	51.00	323.36	51.00	76.50	102.00	204.00
BAC 1-11 500 & ROMBAC 1-11 2500	N	86,000	165.12	571.20	9.52	552.16	692.58	692.58	385.56	62.00	420.56	62.00	93.00	124.00	248.00
BAe 125 (ALL)		23,000	44.16	38.40	0.64	37.12	46.56	46.56	25.92	16.00	60.92	16.00	24.00	32.00	64.00
BAe 146-100	N	77,000	147.84	379.20	6.32	366.56	459.78	459.78	255.96	46.00	290.96	46.00	69.00	92.00	184.00
BAe 146-200	N	89,000	170.88	451.20	7.52	436.16	547.08	547.08	304.56	50.00	339.56	50.00	75.00	100.00	200.00
BAe 146-300	N	84,000	161.28	518.40	8.64	501.12	628.56	628.56	349.92	54.00	384.92	54.00	81.00	108.00	216.00
BAe 800		23,000	44.16	67.20	1.12	64.96	81.48	81.48	45.36	16.00	80.36	16.00	24.00	32.00	64.00
BAe 1000		25,000	48.00	72.00	1.20	69.60	87.30	87.30	48.60	17.00	83.60	17.00	25.50	34.00	68.00
BAe ATP		49,000	94.08	336.00	5.60	324.80	407.40	407.40	226.80	53.00	261.80	53.00	79.50	106.00	212.00
BAe 3100/JETSTREAM 31	M1	15,000	28.80	86.40	1.44	83.52	104.76	104.76	58.32	5.00	93.32	5.00	7.50	10.00	20.00
BAe 3200/JETSTREAM SUPER 31		16,000	30.72	91.20	1.52	88.16	110.58	110.58	61.56	15.00	96.56	15.00	22.50	30.00	60.00
BAe JETSTREAM 41 & SUPER 41		23,000	44.16	144.00	2.40	139.20	174.60	174.60	97.20	23.00	132.20	23.00	34.50	46.00	92.00
BAe JETSTREAM 61		51,000	97.92	336.00	5.60	324.80	407.40	407.40	226.80	23.00	261.80	23.00	34.50	46.00	92.00
BAe 32EP		16,000	30.72	91.20	1.52	88.16	110.58	110.58	61.56	15.00	96.56	15.00	22.50	30.00	60.00
BAe RJ70 & HGW (AVRO)	N	83,000	159.36	451.20	7.52	436.16	547.08	547.08	304.56	27.00	339.56	27.00	40.50	54.00	108.00
BAe RJ85 & HGW (AVRO)	N	85,000	163.20	446.40	7.44	431.52	541.26	541.26	301.32	34.00	336.32	34.00	51.00	68.00	136.00
BAe RJ100 & HGW (AVRO)	N	88,000	168.96	585.60	9.76	566.08	710.04	710.04	395.28	42.00	430.28	42.00	63.00	84.00	168.00
BEECH 400A		16,000	30.72	38.40	0.64	37.12	46.56	46.56	25.92	13.00	60.92	13.00	19.50	26.00	52.00
BEECH 2000 STARSHIP 1	M1	15,000	28.80	43.20	0.72	41.76	52.38	52.38	29.16	5.00	64.16	5.00	7.50	10.00	20.00
BEECHCRAFT B-99 (99)	M1	15,000	28.80	72.00	1.20	69.60	87.30	87.30	48.60	5.00	83.60	5.00	7.50	10.00	20.00
BEECHCRAFT B-1900 C/D		16,000	30.72	91.20	1.52	88.16	110.58	110.58	61.56	19.00	96.56	19.00	28.50	38.00	76.00

MIAMI-DADE AVIATION DEPARTMENT
 AVIATION CHARGES AT MIAMI INTERNATIONAL AIRPORT
 Effective October 1, 2009 - September 30, 2010
 Based on \$1.92 per 1,000 Pounds of Nominal Gross Landed Weight

												Aircraft Parking			
Aircraft Type	Landing Weight	Landing Charges	All Airlines Domestic Arrival	All Departing Cuts Gates	All Airlines Departure	All Airlines International Arrival	GAC International Arrival	GAC Domestic Arriv/Dep	GAC/Remote Fuel Stop	Terminal Fuel Stop	1-5 Days	6-15 Days	16-30 Days	31+ Days	
BEECH (EXCEPT THOSE LISTED)	M1	15,000	28.80	38.40	0.64	37.12	46.56	46.56	25.92	60.92	5.00	7.50	10.00	20.00	
BEECH PREMIER	C	15,000	28.80	38.40	0.64	37.12	46.56	46.56	25.92	60.92	5.00	7.50	10.00	20.00	
BELLANCA (ALL)	M1	15,000	28.80	19.20	0.32	18.56	23.28	23.28	12.96	47.96	5.00	7.50	10.00	20.00	
B-707	N	247,000	474.24	705.60	11.76	682.08	855.54	855.54	476.28	511.28	137.00	205.50	274.00	548.00	
B-717-200 & HGW (FORMERLY MD-9)	N	103,000	197.76	561.60	9.36	542.88	680.94	680.94	379.08	414.08	71.00	106.50	142.00	284.00	
B-727-100	N	141,000	270.72	571.20	9.52	552.16	692.58	692.58	385.56	420.56	89.00	133.50	178.00	356.00	
B-727-200/200ADV	N	155,000	297.60	768.00	12.80	742.40	931.20	931.20	518.40	553.40	102.00	153.00	204.00	408.00	
B-737-100	N	96,000	184.32	513.60	8.56	496.48	622.74	622.74	346.68	381.68	54.00	81.00	108.00	216.00	
B-737-200	N	98,000	188.16	580.80	9.68	561.44	704.22	704.22	392.04	427.04	57.00	85.50	114.00	228.00	
B-737-200C	N	102,000	195.84	556.80	9.28	538.24	675.12	675.12	375.84	410.84	57.00	85.50	114.00	228.00	
B-737-200WINGLET	N	98,000	188.16	580.80	9.68	561.44	704.22	704.22	392.04	427.04	64.00	96.00	128.00	256.00	
B-737-300	N	115,000	220.80	595.20	9.92	575.36	721.68	721.68	401.76	436.76	64.00	96.00	128.00	256.00	
B-737-300W	N	115,000	220.80	595.20	9.92	575.36	721.68	721.68	401.76	436.76	69.00	103.50	138.00	276.00	
B-737-400	N	123,000	236.16	691.20	11.52	668.16	838.08	838.08	466.56	501.56	70.00	105.00	140.00	280.00	
B-737-400WINGLET	N	123,000	236.16	691.20	11.52	668.16	838.08	838.08	466.56	501.56	75.00	112.50	150.00	300.00	
B-737-500	N	110,000	211.20	547.20	9.12	528.96	663.48	663.48	369.36	404.36	60.00	90.00	120.00	240.00	
B-737-500W	N	110,000	211.20	547.20	9.12	528.96	663.48	663.48	369.36	404.36	64.00	96.00	128.00	256.00	
B-737-600	N	121,000	232.32	571.20	9.52	552.16	692.58	692.58	385.56	420.56	71.00	106.50	142.00	284.00	
B-737-700	N	128,000	245.76	595.20	9.92	575.36	721.68	721.68	401.76	436.76	77.00	115.50	154.00	308.00	
B-737-700WINGLET	N	128,000	245.76	595.20	9.92	575.36	721.68	721.68	401.76	436.76	80.00	120.00	160.00	320.00	
B-737-800	N	144,000	276.48	715.20	11.92	691.36	867.18	867.18	482.76	517.76	90.00	135.00	180.00	360.00	
B-737-800WINGLET	N	144,000	276.48	715.20	11.92	691.36	867.18	867.18	482.76	517.76	94.00	141.00	188.00	376.00	
B-737-900	N	146,000	280.32	830.40	13.84	802.72	1,006.86	1,006.86	560.52	595.52	96.00	144.00	192.00	384.00	
B-737-900 WINGLET	N	146,000	280.32	830.40	13.84	802.72	1,006.86	1,006.86	560.52	595.52	100.00	150.00	200.00	400.00	
B-747-100	J	575,000	1,104.00	1,886.40	31.44	1,823.52	2,287.26	2,287.26	1,273.32	1,308.32	280.00	420.00	560.00	1,120.00	
B-747-100B & SR/SF	J	564,000	1,082.88	2,640.00	44.00	2,552.00	3,201.00	3,201.00	1,782.00	1,817.00	280.00	420.00	560.00	1,120.00	
B-747-200	J	630,000	1,209.60	1,761.60	29.36	1,702.88	2,135.94	2,135.94	1,189.08	1,224.08	280.00	420.00	560.00	1,120.00	
B-747-200B	J	595,000	1,142.40	1,920.00	32.00	1,856.00	2,328.00	2,328.00	1,296.00	1,331.00	280.00	420.00	560.00	1,120.00	
B-747-200C	J	621,000	1,192.32	1,171.20	19.52	1,132.16	1,420.08	1,420.08	790.56	825.56	280.00	420.00	560.00	1,120.00	
B-747-200 CF	J	630,000	1,209.60	1,171.20	19.52	1,132.16	1,420.08	1,420.08	790.56	825.56	280.00	420.00	560.00	1,120.00	
B-747-300	J	564,000	1,082.88	1,939.20	32.32	1,874.56	2,351.28	2,351.28	1,308.96	1,343.96	280.00	420.00	560.00	1,120.00	
B-747-300C	J	605,000	1,161.60	1,248.00	20.80	1,206.40	1,513.20	1,513.20	842.40	877.40	280.00	420.00	560.00	1,120.00	
B-747-300SR	J	525,000	1,008.00	2,995.20	49.92	2,895.36	3,631.68	3,631.68	2,021.76	2,056.76	280.00	420.00	560.00	1,120.00	
B-747-400	J	608,000	1,167.36	1,800.00	30.00	1,740.00	2,182.50	2,182.50	1,215.00	1,250.00	302.00	453.00	604.00	1,208.00	
B-747-400C (COMBI)	J	608,000	1,167.36	1,924.80	32.08	1,860.64	2,333.82	2,333.82	1,299.24	1,334.24	302.00	453.00	604.00	1,208.00	
B-747-400F	J	658,000	1,263.36	0.00	0.00	0.00	0.00	0.00	0.00	35.00	302.00	453.00	604.00	1,208.00	
B-747-800F	J	749,000	1,438.08	0.00	0.00	0.00	0.00	0.00	0.00	347.00	35.00	347.00	520.50	694.00	1,388.00
B-747-800I	J	675,000	1,296.00	2,241.60	37.36	2,166.88	2,717.94	2,717.94	1,513.08	1,548.08	347.00	520.50	694.00	1,388.00	
B-747SP	J	450,000	864.00	1,219.20	20.32	1,178.56	1,478.28	1,478.28	822.96	857.96	223.00	334.50	446.00	892.00	
B-757-200 & ER	N	200,000	384.00	902.40	15.04	872.32	1,094.16	1,094.16	609.12	644.12	119.00	178.50	238.00	476.00	
B-757-200PF	N	210,000	403.20	0.00	0.00	0.00	0.00	0.00	0.00	35.00	119.00	178.50	238.00	476.00	
B-757-WINGLET	N	200,000	384.00	902.40	15.04	872.32	1,094.16	1,094.16	609.12	644.12	129.00	193.50	258.00	516.00	
B-757-300	N	224,000	430.08	1,166.40	19.44	1,127.52	1,414.26	1,414.26	787.32	822.32	137.00	205.50	274.00	548.00	
B-757-300 WINGLET	N	224,000	430.08	1,166.40	19.44	1,127.52	1,414.26	1,414.26	787.32	822.32	148.00	222.00	296.00	592.00	
B-767-200	W	267,000	512.64	801.60	13.36	774.88	971.94	971.94	541.08	576.08	153.00	229.50	306.00	612.00	
B-767-200ER	W	281,000	539.52	816.00	13.60	788.80	989.40	989.40	550.80	585.80	153.00	229.50	306.00	612.00	
B-767-300	W	300,000	576.00	1,075.20	17.92	1,039.36	1,303.68	1,303.68	725.76	760.76	173.00	259.50	346.00	692.00	
B-767-300 WINGLET	W	310,000	595.20	1,075.20	17.92	1,039.36	1,303.68	1,303.68	725.76	760.76	186.00	279.00	372.00	744.00	
B-767-300ER	W	310,000	595.20	1,070.40	17.84	1,034.72	1,297.86	1,297.86	722.52	757.52	173.00	259.50	346.00	692.00	
B-767-400ER	W	350,000	672.00	1,377.60	22.96	1,331.68	1,670.34	1,670.34	929.88	964.88	212.00	318.00	424.00	848.00	
B-777-200/200B/200ER	W	452,000	867.84	1,204.80	20.08	1,164.64	1,460.82	1,460.82	813.24	848.24	258.00	387.00	516.00	1,032.00	
B-777-200LR	W	492,000	944.64	1,435.20	23.92	1,387.36	1,740.18	1,740.18	968.76	1,003.76	274.00	411.00	548.00	1,096.00	
B-777 Freighter	W	575,000	1,104.00	0.00	0.00	0.00	0.00	0.00	0.00	35.00	274.00	411.00	548.00	1,096.00	
B-777-300	W	524,000	1,006.08	1,776.00	29.60	1,716.80	2,153.40	2,153.40	1,198.80	1,233.80	299.00	448.50	598.00	1,196.00	
B-777-300ER	W	554,000	1,063.68	1,771.20	29.52	1,712.16	2,147.58	2,147.58	1,195.56	1,230.56	318.00	477.00	636.00	1,272.00	
B-787-800	W	370,000	710.40	1,008.00	16.80	974.40	1,222.20	1,222.20	680.40	715.40	226.00	339.00	452.00	904.00	
BOEING BUSINESS JET BBJ	N	134,000	257.28	120.00	2.00	116.00	145.50	145.50	81.00	116.00	80.00	120.00	160.00	320.00	
BOEING BUSINESS JET BBJ2	N	146,300	280.90	120.00	2.00	116.00	145.50	145.50	81.00	116.00	94.00	141.00	188.00	376.00	
BOMBARDIER CHALLENGER 300	C	34,000	65.28	38.40	0.64	37.12	46.56	46.56	25.92	60.92	27.00	40.50	54.00	108.00	

MIAMI-DADE AVIATION DEPARTMENT
 AVIATION CHARGES AT MIAMI INTERNATIONAL AIRPORT
 Effective October 1, 2009 - September 30, 2010
 Based on \$1.92 per 1,000 Pounds of Nominal Gross Landed Weight

Aircraft Type	Landing Weight	Landing Charges	All Airlines Domestic Arrival	All Departing Cute Gates	All Airlines Domestic Departure	All Airlines International Arrival	GAC International Arrival	GAC Domestic Arriv/Dep	GAC/Remote Fuel Stop	Terminal Fuel Stop	Aircraft Parking			
											1-5 Days	6-15 Days	16-30 Days	31+ Days
BOMBARDIER GLOBAL EXP.	79,000	151.68	86.40	1.44	83.52	104.76	104.76	58.32	56.00	93.32	56.00	84.00	112.00	224.00
BRITTEN NORMAN (PILATUS) ISLANDER	M1 15,000	28.80	48.00	0.80	46.40	58.20	58.20	32.40	5.00	67.40	5.00	7.50	10.00	20.00
CANADAIR REGIONAL JET RJ100 (CL65)	N 45,000	86.40	240.00	4.00	232.00	291.00	291.00	162.00	38.00	197.00	38.00	57.00	76.00	152.00
CANADAIR REGIONAL JET RJ200/200LR	N 47,000	90.24	240.00	4.00	232.00	291.00	291.00	162.00	38.00	197.00	38.00	57.00	76.00	152.00
CANADAIR REGIONAL JET RJ700	N 67,000	128.64	336.00	5.60	324.80	407.40	407.40	226.80	50.00	261.80	50.00	75.00	100.00	200.00
CANADAIR REGIONAL JET CRJ900	N 74,000	142.08	364.80	6.08	352.64	442.32	442.32	246.24	56.00	281.24	56.00	84.00	112.00	224.00
CANADAIR CHALLENGER CL-600, 601	33,000	63.36	57.60	0.96	55.68	69.84	69.84	38.88	27.00	73.88	27.00	40.50	54.00	108.00
CANADAIR CL-44 & 44J	175,000	336.00	0.00	0.00	0.00	0.00	0.00	0.00	133.00	35.00	133.00	199.50	266.00	532.00
CANADAIR CL-415	37,000	71.04	0.00	0.00	0.00	0.00	0.00	0.00	37.00	35.00	37.00	55.50	74.00	148.00
CASA C-212-100/300/400 (AVIOCAR)	17,000	32.64	124.80	2.08	120.64	151.32	151.32	84.24	17.00	119.24	17.00	25.50	34.00	68.00
CASA CN-235-300	36,000	69.12	216.00	3.60	208.80	261.90	261.90	145.80	37.00	180.80	37.00	55.50	74.00	148.00
CBA-123 (EMBRAER-FAMA/ARGEN.)	16,000	30.72	91.20	1.52	88.16	110.58	110.58	61.56	21.00	96.56	21.00	31.50	42.00	84.00
CESSNA (ALL 100 SERIES)	M1 15,000	28.80	19.20	0.32	18.56	23.28	23.28	12.96	5.00	47.96	5.00	7.50	10.00	20.00
CESSNA (ALL 200 SERIES)	M1 15,000	28.80	28.80	0.48	27.84	34.92	34.92	19.44	5.00	54.44	5.00	7.50	10.00	20.00
CESSNA (ALL 300-400 SERIES)	M1 15,000	28.80	38.40	0.64	37.12	46.56	46.56	25.92	5.00	60.92	5.00	7.50	10.00	20.00
CITATION S, I & II	M1 15,000	28.80	38.40	0.64	37.12	46.56	46.56	25.92	5.00	60.92	5.00	7.50	10.00	20.00
CITATION III, VI, VII	20,000	38.40	43.20	0.72	41.76	52.38	52.38	29.16	18.00	64.16	18.00	27.00	36.00	72.00
CITATION V	M1 15,000	28.80	38.40	0.64	37.12	46.56	46.56	25.92	5.00	60.92	5.00	7.50	10.00	20.00
CITATION X	31,000	59.52	57.60	0.96	55.68	69.84	69.84	38.88	25.00	73.88	25.00	37.50	50.00	100.00
C-17 GLOBEMASTER	W 580,000	1,113.60	0.00	0.00	0.00	0.00	0.00	0.00	182.00	35.00	182.00	273.00	364.00	728.00
C-5 GALAXY	J 636,000	1,221.12	0.00	0.00	0.00	0.00	0.00	0.00	331.00	35.00	331.00	496.50	662.00	1,324.00
CRJ1000	N 82,000	157.44	499.20	8.32	482.56	605.28	605.28	336.96	68.00	371.96	68.00	102.00	136.00	272.00
CESSNA (CITATION SOVEREIGN C680)	27,000	51.84	38.40	0.64	37.12	46.56	46.56	25.92	25.00	60.92	25.00	37.50	50.00	100.00
CITATION C560XL	19,000	36.48	52.80	0.88	51.04	64.02	64.02	35.64	18.00	70.64	18.00	27.00	36.00	72.00
CURTISS C-46	46,000	88.32	297.60	4.96	287.68	360.84	360.84	200.88	51.00	235.88	51.00	76.50	102.00	204.00
CV-240 (C-131)	40,000	76.80	206.40	3.44	199.52	250.26	250.26	139.32	42.00	174.32	42.00	63.00	84.00	168.00
CV-340/440/600	47,000	90.24	216.00	3.60	208.80	261.90	261.90	145.80	51.00	180.80	51.00	76.50	102.00	204.00
CV-580/640	52,000	99.84	216.00	3.60	208.80	261.90	261.90	145.80	53.00	180.80	53.00	79.50	106.00	212.00
DC-3 (C-47)	27,000	51.84	148.80	2.48	143.84	180.42	180.42	100.44	38.00	135.44	38.00	57.00	76.00	152.00
DC-4 (C-54)	N 63,000	120.96	211.20	3.52	204.16	256.08	256.08	142.56	68.00	177.56	68.00	102.00	136.00	272.00
DC-6 (C-118)	N 88,000	168.96	369.60	6.16	357.28	448.14	448.14	249.48	76.00	284.48	76.00	114.00	152.00	304.00
DC-7 ALL	N 102,000	195.84	436.80	7.28	422.24	529.62	529.62	294.84	81.00	329.84	81.00	121.50	162.00	324.00
DC-8-51/52/53	N 207,000	397.44	811.20	13.52	784.16	983.58	983.58	547.56	132.00	582.56	132.00	198.00	264.00	528.00
DC-8-54/55	N 240,000	460.80	811.20	13.52	784.16	983.58	983.58	547.56	132.00	582.56	132.00	198.00	264.00	528.00
DC-8-61/71	N 249,000	478.08	912.00	15.20	881.60	1,105.80	1,105.80	615.60	164.00	650.60	164.00	246.00	328.00	656.00
DC-8-62/72	N 245,000	470.40	801.60	13.36	774.88	971.94	971.94	541.08	144.00	576.08	144.00	216.00	288.00	576.00
DC-8-63/73	N 275,000	528.00	993.60	16.56	960.48	1,204.74	1,204.74	670.68	171.00	705.68	171.00	256.50	342.00	684.00
DC-9-14/15 (SERIES 10)	N 82,000	157.44	403.20	6.72	389.76	488.88	488.88	272.16	58.00	307.16	58.00	87.00	116.00	232.00
DC-9-30/32/33/34 (SERIES 30)	N 99,000	190.08	484.80	8.08	468.64	587.82	587.82	327.24	69.00	362.24	69.00	103.50	138.00	276.00
DC-9-41 (SERIES 40)	N 102,000	195.84	480.00	8.00	464.00	582.00	582.00	324.00	72.00	359.00	72.00	108.00	144.00	288.00
DC-9-51 (SERIES 50)	N 110,000	211.20	576.00	9.60	556.80	698.40	698.40	388.80	77.00	423.80	77.00	115.50	154.00	308.00
DC-9-81 (MD-81)	N 128,000	245.76	700.80	11.68	677.44	849.72	849.72	473.04	98.00	508.04	98.00	147.00	196.00	392.00
DC-9-82 (MD-82)	N 130,000	249.60	672.00	11.20	649.60	814.80	814.80	453.60	98.00	488.60	98.00	147.00	196.00	392.00
DC-9-83 (MD-83)	N 139,000	266.88	705.60	11.76	682.08	855.54	855.54	476.28	98.00	511.28	98.00	147.00	196.00	392.00
DC-9-87 (MD-87)	N 130,000	249.60	523.20	8.72	505.76	634.38	634.38	353.16	87.00	388.16	87.00	130.50	174.00	348.00
DC-10-10/10CF/15	W 363,000	696.96	1,449.60	24.16	1,401.28	1,757.64	1,757.64	978.48	175.00	1,013.48	175.00	262.50	350.00	700.00
DC-10-30/40	W 403,000	773.76	1,310.40	21.84	1,266.72	1,588.86	1,588.86	884.52	184.00	919.52	184.00	276.00	368.00	736.00
DC-10-30F/30CF	W 436,000	837.12	0.00	0.00	0.00	0.00	0.00	0.00	185.00	35.00	185.00	277.50	370.00	740.00
DHC-6 TWIN OTTER	M1 15,000	28.80	96.00	1.60	92.80	116.40	116.40	64.80	5.00	99.80	5.00	7.50	10.00	20.00
DHC-7 -DASH 7	45,000	86.40	240.00	4.00	232.00	291.00	291.00	162.00	46.00	197.00	46.00	69.00	92.00	184.00
DHC-8-100 DASH 8	34,000	65.28	196.80	3.28	190.24	238.62	238.62	132.84	38.00	167.84	38.00	57.00	76.00	152.00
DHC-8-200 DASH 8	34,000	65.28	240.00	4.00	232.00	291.00	291.00	162.00	47.00	197.00	47.00	70.50	94.00	188.00
DHC-8-300 DASH 8	41,000	78.72	240.00	4.00	232.00	291.00	291.00	162.00	47.00	197.00	47.00	70.50	94.00	188.00
DHC-8-400 DASH 8	60,000	115.20	374.40	6.24	361.92	453.96	453.96	252.72	58.00	287.72	58.00	87.00	116.00	232.00
DHC-8Q (SERIES)	61,000	117.12	350.40	5.84	338.72	424.86	424.86	236.52	58.00	271.52	58.00	87.00	116.00	232.00
DORNIER 228	M1 15,000	28.80	91.20	1.52	88.16	110.58	110.58	61.56	5.00	96.56	5.00	7.50	10.00	20.00
DORNIER 328	27,000	51.84	144.00	2.40	139.20	174.60	174.60	97.20	30.00	132.20	30.00	45.00	60.00	120.00
EA50	M1 15,000	28.80	38.40	0.64	37.12	46.56	46.56	25.92	5.00	60.92	5.00	7.50	10.00	20.00
EMBRAER EMB-110 (BANDEIRANTE)	M1 15,000	28.80	91.20	1.52	88.16	110.58	110.58	61.56	5.00	96.56	5.00	7.50	10.00	20.00
EMBRAER EMB-120 (BRASILIA)	26,000	49.92	144.00	2.40	139.20	174.60	174.60	97.20	26.00	132.20	26.00	39.00	52.00	104.00
EMBRAER ERJ-135 & 135ER	41,000	78.72	177.60	2.96	171.68	215.34	215.34	119.88	35.00	154.88	35.00	52.50	70.00	140.00
EMBRAER ERJ 145	42,000	80.64	240.00	4.00	232.00	291.00	291.00	162.00	40.00	197.00	40.00	60.00	80.00	160.00

MIAMI-DADE AVIATION DEPARTMENT
 AVIATION CHARGES AT MIAMI INTERNATIONAL AIRPORT
 Effective October 1, 2009 - September 30, 2010
 Based on \$1.92 per 1,000 Pounds of Nominal Gross Landed Weight

Aircraft Type	Landing Weight	Landing Charges	All Airlines Domestic Arrival	All Departing Cuts Gates	All Airlines Departure.	All Airlines International Arrival	GAC International Arrival	GAC Domestic Arriv/Dep	GAC/Remote Fuel Stop	Terminal Fuel Stop	Aircraft Parking			
											1-5 Days	6-15 Days	16-30 Days	31+ Days
EMBRAER ERJ-170	72,000	138.24	336.00	5.60	324.80	407.40	407.40	226.80	52.00	261.80	52.00	78.00	104.00	208.00
EMBRAER ERJ-175	75,000	144.00	412.80	6.88	399.04	500.52	500.52	278.64	55.00	313.64	55.00	82.50	110.00	220.00
EMBRAER ERJ-190-100	94,000	180.48	456.00	7.60	440.80	552.90	552.90	307.80	72.00	342.80	72.00	108.00	144.00	288.00
EMBRAER ERJ-190-200	98,000	188.16	518.40	8.64	501.12	628.56	628.56	349.92	73.00	384.92	73.00	109.50	146.00	292.00
EMBRAER ERJ-195	99,000	190.08	566.40	9.44	547.52	686.76	686.76	382.32	74.00	417.32	74.00	111.00	148.00	296.00
FAIRCHILD-DORNIER 228-212	M1 15,000	28.80	91.20	1.52	88.16	110.58	110.58	61.56	5.00	96.56	5.00	7.50	10.00	20.00
FAIRCHILD-DORNIER 328-110	29,000	55.68	158.40	2.64	153.12	192.06	192.06	106.92	29.00	141.92	29.00	43.50	58.00	116.00
FAIRCHILD-DORNIER 328JET	31,000	59.52	153.60	2.56	148.48	186.24	186.24	103.68	29.00	138.68	29.00	43.50	58.00	116.00
FAIRCHILD-MERLIN/METRO (ALL)	16,000	30.72	91.20	1.52	88.16	110.58	110.58	61.56	21.00	96.56	21.00	31.50	42.00	84.00
FALCON 10/100	18,000	34.56	38.40	0.64	37.12	46.56	46.56	25.92	12.00	60.92	12.00	18.00	24.00	48.00
FALCON 20D/20F/200	27,000	51.84	67.20	1.12	64.96	81.48	81.48	45.36	19.00	80.36	19.00	28.50	38.00	76.00
FALCON 50/500	36,000	69.12	48.00	0.80	46.40	58.20	58.20	32.40	23.00	67.40	23.00	34.50	46.00	92.00
FALCON 900	42,000	80.64	72.00	1.20	69.60	87.30	87.30	48.60	26.00	83.60	26.00	39.00	52.00	104.00
FALCON 2000	33,000	63.36	91.20	1.52	88.16	110.58	110.58	61.56	26.00	96.56	26.00	39.00	52.00	104.00
Dassault Falcon 7X	62,000	119.04	57.60	0.96	55.68	69.84	69.84	38.88	40.00	73.88	40.00	60.00	80.00	160.00
FOKKER F27 FRIENDSHIP-200/400/600	42,000	80.64	240.00	4.00	232.00	291.00	291.00	162.00	48.00	197.00	48.00	72.00	96.00	192.00
FOKKER F28-1000/2000	59,000	113.28	302.40	5.04	292.32	366.66	366.66	204.12	43.00	239.12	43.00	64.50	86.00	172.00
FOKKER F28-3000/4000	N 69,000	132.48	408.00	6.80	394.40	494.70	494.70	275.40	49.00	310.40	49.00	73.50	98.00	196.00
FOKKER F28-5000	67,000	128.64	326.40	5.44	315.52	395.76	395.76	220.32	49.00	255.32	49.00	73.50	98.00	196.00
FOKKER 50 (F27-050)	43,000	82.56	278.40	4.64	269.12	337.56	337.56	187.92	49.00	222.92	49.00	73.50	98.00	196.00
FOKKER 70 (F28-0070)	78,000	149.76	384.00	6.40	371.20	465.60	465.60	259.20	49.00	294.20	49.00	73.50	98.00	196.00
FOKKER 100 & HWO (F28-0100)	N 88,000	168.96	518.40	8.64	501.12	628.56	628.56	349.92	66.00	384.92	66.00	99.00	132.00	264.00
GRUMMAN G-111 ALBATROSS	32,000	61.44	134.40	2.24	129.92	162.96	162.96	90.72	36.00	125.72	36.00	54.00	72.00	144.00
GRUMMAN G-21 GOOSE, G-44 WIDGEON, G-73 M M1	15,000	28.80	38.40	0.64	37.12	46.56	46.56	25.92	5.00	60.92	5.00	7.50	10.00	20.00
GRUMMAN (YANKEE, TRAVELER, CHEETAH, TIG M1	15,000	28.80	19.20	0.32	18.56	23.28	23.28	12.96	5.00	47.96	5.00	7.50	10.00	20.00
GULFSTREAM 1	33,000	63.36	105.60	1.76	102.08	128.04	128.04	71.28	31.00	106.28	31.00	46.50	62.00	124.00
GULFSTREAM GALAXY (IAI GALAXY)	28,000	53.76	48.00	0.80	46.40	58.20	58.20	32.40	22.00	67.40	22.00	33.00	44.00	88.00
GULFSTREAM 11/111/IV	59,000	113.28	76.80	1.28	74.24	93.12	93.12	51.84	40.00	86.84	40.00	60.00	80.00	160.00
GULFSTREAM V	66,000	126.72	38.40	0.64	37.12	46.56	46.56	25.92	52.00	60.92	52.00	78.00	104.00	208.00
GULFSTREAM G150	22,000	42.24	38.40	0.64	37.12	46.56	46.56	25.92	20.00	60.92	20.00	30.00	40.00	80.00
HELICOPTERS (ALL)	M1 15,000	28.80	19.20	0.32	18.56	23.28	23.28	12.96	5.00	47.96	5.00	7.50	10.00	20.00
HERON (DH114)	M1 15,000	28.80	67.20	1.12	64.96	81.48	81.48	45.36	5.00	80.36	5.00	7.50	10.00	20.00
Hawker Beechcraft 4000	34,000	65.28	38.40	0.64	37.12	46.56	46.56	25.92	26.00	60.92	26.00	39.00	52.00	104.00
HS125 (ALL)	23,000	44.16	38.40	0.64	37.12	46.56	46.56	25.92	14.00	60.92	14.00	21.00	28.00	56.00
HS748 (BAe 748)	38,000	72.96	240.00	4.00	232.00	291.00	291.00	162.00	42.00	197.00	42.00	63.00	84.00	168.00
IL-62/62M/62MK	N 252,000	483.84	878.40	14.64	849.12	1,065.06	1,065.06	592.92	152.00	627.92	152.00	228.00	304.00	608.00
IL-76/MD	W 334,000	641.28	0.00	0.00	0.00	0.00	0.00	0.00	155.00	35.00	155.00	232.50	310.00	620.00
IL-86	W 386,000	741.12	1,680.00	28.00	1,624.00	2,037.00	2,037.00	1,134.00	190.00	1,169.00	190.00	285.00	380.00	760.00
IL-96-300	W 386,000	741.12	1,128.00	18.80	1,090.40	1,367.70	1,367.70	761.40	221.00	796.40	221.00	331.50	442.00	884.00
IL-114	50,000	96.00	307.20	5.12	296.96	372.48	372.48	207.36	53.00	242.36	53.00	79.50	106.00	212.00
INPT CN-235-220	34,000	65.28	211.20	3.52	204.16	256.08	256.08	142.56	20.00	177.56	20.00	30.00	40.00	80.00
INPT CN-250-100	54,000	103.68	307.20	5.12	296.96	372.48	372.48	207.36	20.00	242.36	20.00	30.00	40.00	80.00
JETSTREAM 31/32	M1 15,000	28.80	91.20	1.52	88.16	110.58	110.58	61.56	5.00	96.56	5.00	7.50	10.00	20.00
KELOWNA FLIGHTCRAFT CONVAIR 5800U	58,000	111.36	0.00	0.00	0.00	0.00	0.00	0.00	53.00	35.00	53.00	79.50	106.00	212.00
LAKE LA42, LA-4-260 & BUCCANEER	M1 15,000	28.80	19.20	0.32	18.56	23.28	23.28	12.96	5.00	47.96	5.00	7.50	10.00	20.00
LEARJET 20's (21, 23, 25, etc.)	M1 15,000	28.80	48.00	0.80	46.40	58.20	58.20	32.40	5.00	67.40	5.00	7.50	10.00	20.00
LEARJET 30,s(31, 35a, 36a, etc.)	16,000	30.72	48.00	0.80	46.40	58.20	58.20	32.40	13.00	67.40	13.00	19.50	26.00	52.00
LEARJET 45	19,000	36.48	48.00	0.80	46.40	58.20	58.20	32.40	13.00	67.40	13.00	19.50	26.00	52.00
LEARJET 55	16,000	30.72	48.00	0.80	46.40	58.20	58.20	32.40	13.00	67.40	13.00	19.50	26.00	52.00
LEARJET 60	20,000	38.40	48.00	0.80	46.40	58.20	58.20	32.40	13.00	67.40	13.00	19.50	26.00	52.00
L-1329 JETSTAR I & II	36,000	69.12	62.40	1.04	60.32	75.66	75.66	42.12	20.00	77.12	20.00	30.00	40.00	80.00
L-100/L-382/C-130 HERCULES	N 135,000	259.20	0.00	0.00	0.00	0.00	0.00	0.00	92.00	35.00	92.00	138.00	184.00	368.00
L-188 ELECTRA (P-3 ORION)	N 96,000	184.32	393.60	6.56	380.48	477.24	477.24	265.68	71.00	300.68	71.00	106.50	142.00	284.00

MIAMI-DADE AVIATION DEPARTMENT
 AVIATION CHARGES AT MIAMI INTERNATIONAL AIRPORT
 Effective October 1, 2009 - September 30, 2010
 Based on \$1.92 per 1,000 Pounds of Nominal Gross Landed Weight

Aircraft Type		Landing Weight	Landing Charges	All Airlines		GAC		GAC		GAC/Remote Fuel Stop	Terminal Fuel Stop	Aircraft Parking			
				Domestic Arrival	Departing Cute Gates	International Arrival	International Arrival	Domestic Arriv/Dep	1-5 Days			6-15 Days	16-30 Days	31+ Days	
LET L-420	M1	15,000	28.80	91.20	1.52	88.16	110.58	110.58	61.56	5.00	96.56	5.00	7.50	10.00	20.00
LET L-610G		33,000	63.36	192.00	3.20	185.60	232.80	232.80	129.60	19.00	164.60	19.00	28.50	38.00	76.00
MAULE (ALL)	M1	15,000	28.80	19.20	0.32	18.56	23.28	23.28	12.96	5.00	47.96	5.00	7.50	10.00	20.00
MARTIN M-202		37,000	71.04	192.00	3.20	185.60	232.80	232.80	129.60	41.00	164.60	41.00	61.50	82.00	164.00
MARTIN M-404		43,000	82.56	211.20	3.52	204.16	256.08	256.08	142.56	43.00	177.56	43.00	64.50	86.00	172.00
MD-11/-11ER	W	430,000	825.60	1,300.80	21.68	1,257.44	1,577.22	1,577.22	878.04	210.00	913.04	210.00	315.00	420.00	840.00
MD-11F	W	472,000	906.24	0.00	0.00	0.00	0.00	0.00	0.00	210.00	35.00	210.00	315.00	420.00	840.00
MD-88	N	130,000	249.60	681.60	11.36	658.88	826.44	826.44	460.08	98.00	495.08	98.00	147.00	196.00	392.00
MD-90-10	N	122,000	234.24	667.20	11.12	644.96	808.98	808.98	450.36	101.00	485.36	101.00	151.50	202.00	404.00
MD-90-30	N	142,000	272.64	720.00	12.00	696.00	873.00	873.00	486.00	101.00	521.00	101.00	151.50	202.00	404.00
MD-90-40	N	157,000	301.44	1,041.60	17.36	1,006.88	1,262.94	1,262.94	703.08	114.00	738.08	114.00	171.00	228.00	456.00
METRO, METRO 3/4C, 111H, EXPEDITOR (ALL)		16,000	30.72	91.20	1.52	88.16	110.58	110.58	61.56	21.00	96.56	21.00	31.50	42.00	84.00
MITSHIBISHI MU2/MU24/MU26	M1	15,000	28.80	38.40	0.64	37.12	46.56	46.56	25.92	5.00	60.92	5.00	7.50	10.00	20.00
MOONEY (ALL)	M1	15,000	28.80	19.20	0.32	18.56	23.28	23.28	12.96	5.00	47.96	5.00	7.50	10.00	20.00
NAVION (ALL)	M1	15,000	28.80	19.20	0.32	18.56	23.28	23.28	12.96	5.00	47.96	5.00	7.50	10.00	20.00
NORD 262A/B/C/D (FREGAT & MOHAWK 296)		23,000	44.16	139.20	2.32	134.56	168.78	168.78	93.96	28.00	128.96	28.00	42.00	56.00	112.00
PILATUS PC-6 (TURBO PORTER BC2-H4)	M1	15,000	28.80	48.00	0.80	46.40	58.20	58.20	32.40	5.00	67.40	5.00	7.50	10.00	20.00
PILATUS AIRCRAFT PC-12U (PC12/45)	M1	15,000	28.80	48.00	0.80	46.40	58.20	58.20	32.40	5.00	67.40	5.00	7.50	10.00	20.00
PIPER SINGLE ENGINE EXCEPT MALIBU	M1	15,000	28.80	19.20	0.32	18.56	23.28	23.28	12.96	5.00	47.96	5.00	7.50	10.00	20.00
PIPER (MALIBU & ALL TWIN ENGINE	M1	15,000	28.80	38.40	0.64	37.12	46.56	46.56	25.92	5.00	60.92	5.00	7.50	10.00	20.00
PITTS (ALL)	M1	15,000	28.80	9.60	0.16	9.28	11.64	11.64	6.48	5.00	41.48	5.00	7.50	10.00	20.00
ROCKWELL (ALL AERO COMMANDER SERIES)	M1	15,000	28.80	38.40	0.64	37.12	46.56	46.56	25.92	5.00	60.92	5.00	7.50	10.00	20.00
ROCKWELL SABERLINER (ALL)		20,000	38.40	48.00	0.80	46.40	58.20	58.20	32.40	15.00	67.40	15.00	22.50	30.00	60.00
SAAB-340(SF-340/340B PLUS/340B PLUS WT)		28,000	53.76	163.20	2.72	157.76	197.88	197.88	110.16	28.00	145.16	28.00	42.00	56.00	112.00
SAAB 2000		48,000	92.16	163.20	2.72	157.76	197.88	197.88	110.16	44.00	145.16	44.00	66.00	88.00	176.00
SABERLINER, ROCKWELL (ALL)		20,000	38.40	48.00	0.80	46.40	58.20	58.20	32.40	15.00	67.40	15.00	22.50	30.00	60.00
SHORTS 330 (SD3-30)		23,000	44.16	144.00	2.40	139.20	174.60	174.60	97.20	27.00	132.20	27.00	40.50	54.00	108.00
SHORTS 360 (SD3-60)		27,000	51.84	172.80	2.88	167.04	209.52	209.52	116.64	33.00	151.64	33.00	49.50	66.00	132.00
SR20/22	M1	15,000	28.80	19.20	0.32	18.56	23.28	23.28	12.96	5.00	47.96	5.00	7.50	10.00	20.00
SWERINGEN MERLIN	M1	15,000	28.80	38.40	0.64	37.12	46.56	46.56	25.92	5.00	60.92	5.00	7.50	10.00	20.00
TED SMITH TS60 (PIPER AEROSTER PA60)	M1	15,000	28.80	38.40	0.64	37.12	46.56	46.56	25.92	5.00	60.92	5.00	7.50	10.00	20.00
TRISLANDER (SEE PILATUS AIRCRAFT)	M1	15,000	28.80	67.20	1.12	64.96	81.48	81.48	45.36	5.00	80.36	5.00	7.50	10.00	20.00
TU-134/134A	N	95,000	182.40	403.20	6.72	389.76	488.88	488.88	272.16	71.00	307.16	71.00	106.50	142.00	284.00
TU-144 (CHARGER)	N	396,000	760.32	672.00	11.20	649.60	814.80	814.80	453.60	123.00	488.60	123.00	184.50	246.00	492.00
TU-154/-154M	N	176,000	337.92	825.60	13.76	798.08	1,001.04	1,001.04	557.28	66.00	592.28	66.00	99.00	132.00	264.00
TU-204	N	190,000	364.80	945.60	15.76	914.08	1,146.54	1,146.54	638.28	129.00	673.28	129.00	193.50	258.00	516.00
TU-304	N	539,000	1,034.88	1,497.60	24.96	1,447.68	1,815.84	1,815.84	1,010.88	119.00	1,045.88	119.00	178.50	238.00	476.00
TU-330	N	200,000	384.00	0.00	0.00	0.00	0.00	0.00	0.00	119.00	35.00	119.00	178.50	238.00	476.00
TU-334-100	N	95,000	182.40	489.60	8.16	473.28	593.64	593.64	330.48	119.00	365.48	119.00	178.50	238.00	476.00
TU-334-100D	N	120,000	230.40	489.60	8.16	473.28	593.64	593.64	330.48	119.00	365.48	119.00	178.50	238.00	476.00
TU-354	N	121,000	232.32	604.80	10.08	584.64	733.32	733.32	408.24	119.00	443.24	119.00	178.50	238.00	476.00
YAK-40		37,000	71.04	172.80	2.88	167.04	209.52	209.52	116.64	33.00	151.64	33.00	49.50	66.00	132.00
YAK-42	N	114,000	218.88	403.20	6.72	389.76	488.88	488.88	272.16	83.00	307.16	83.00	124.50	166.00	332.00
YS-11		52,000	99.84	307.20	5.12	296.96	372.48	372.48	207.36	56.00	242.36	56.00	84.00	112.00	224.00
VISCOUNT (VICKERS 700/700D)		54,000	103.68	302.40	5.04	292.32	366.66	366.66	204.12	143.00	239.12	143.00	214.50	286.00	572.00
WESTWIND W/A STRA		17,000	32.64	62.40	1.04	60.32	75.66	75.66	42.12	14.00	77.12	14.00	21.00	28.00	56.00
WESTWIND ASTRA SPX		21,000	40.32	38.40	0.64	37.12	46.56	46.56	25.92	19.00	60.92	19.00	28.50	38.00	76.00
AIRCRAFT UNDER 15,000 POUNDS															
CLASS	WEIGHT														
M-1	0 - 15,000 LBS	15,000	28.80	38.40	0.64	37.12	46.56	46.56	25.92	5.00	60.92	5.00	7.50	10.00	20.00

TERMINAL TAB

**AIRLINE ACTIVITY BASED FEES CALCULATION
MIAMI INTERNATIONAL AIRPORT
FOR FISCAL YEARS ENDING SEPTEMBER 30, 2010**

CONCOURSE USE FEE CALCULATION

		<u>FY 2009</u>	<u>FY 2010</u>
Domestic Concourse Airline Sq. Ft.	[A]	1,013,814	1,096,049
International Concourse Airline Sq. Ft.	[B]	857,060	840,221
Total Concourse Airline Square Feet	[C=A+B]	1,870,874	1,936,270
Class III Terminal Rental Rate	[D]	\$65.66	\$71.08
Equivalent Concourse Rent	[E=CxD]	\$122,841,587	\$137,630,100
Total Arriving/Departing Seats	[F]	41,665,500	42,473,000
Fee per Seat	[E/F]	\$2.95	\$3.24

BAGGAGE CLAIM FEE CALCULATION

Baggage Claim Square Feet	[A]	204,516	179,592
Class III Terminal Rental Rate	[B]	\$65.66	\$71.08
Equivalent Rent	[C=AxB]	\$13,428,521	\$12,765,371
Baggage Claim Eqpmt & Maintenance Costs	[D]	3,881,170	3,871,453
Total for Recovery	[E=C+D]	\$17,309,691	\$16,636,824
Domestic Arriving Seats	[F]	10,480,955	10,644,953
Fee per Seat	[E/F]	\$1.65	\$1.56

SCREENING USE FEE CALCULATION

Screening Costs		7,932,447	\$8,034,750
Less: Reimbursement from TSA		-500,000	(500,000)
	[A]	\$7,432,447	\$7,534,750
Total Departing Seats	[B]	20,837,695	21,240,420
Fee per Seat	[A/B]	\$0.36	\$0.35

INTERNATIONAL FACILITIES USE FEE CALCULATION

International Facilities Costs	[A]	\$27,389,456	\$27,305,914
International Arriving Seats	[B]	10,346,850	10,587,627
Fee per Seat	[A/B]	\$2.65	\$2.58

**TERMINAL RENTAL RATES CALCULATION
MIAMI INTERNATIONAL AIRPORT
FOR FISCAL YEARS ENDING SEPTEMBER 30, 2010**

AVERAGE (CLASS III) TERMINAL RENTAL RATE CALCULATION

		FY 2009	FY 2010
Terminal Rent Requirement	[A]	\$254,540,113	\$278,663,692
Weighted Revenue Sq. Ft.	[B]	3,874,693	3,920,241
Class III Rate per Sq. Ft.	[A/B]	\$65.69	\$71.08

WEIGHTED RENTAL RATES CALCULATION

Type of Space	Class III Rate	Weight Factor	Rate	Airline Rented Space	Total Airline Revenue
	[A]	[B]	[C=AxB]	[D]	[Cx D]
<u>FY 2009</u>					
Class I	\$65.69	2.00	\$131.38	8,977	\$1,179,398
Class II	\$65.69	1.50	98.54	152,925	15,069,230
Class III	\$65.69	1.00	65.69	109,451	7,189,836
Class IV	\$65.69	0.50	32.85	181,737	5,970,060
Class V	\$65.69	0.25	16.42	9,522	156,351
Class VI	\$65.69	1.00	65.69	196	12,875
				462,808	\$29,577,751
<u>FY 2010</u>					
Class I	\$71.08	2.00	\$142.16	8,726	\$1,240,488
Class II	71.08	1.50	106.62	151,686	16,172,761
Class III	71.08	1.00	71.08	92,971	6,608,379
Class IV	71.08	0.50	35.54	180,301	6,407,898
Class V	71.08	0.25	17.77	2,771	49,241
Class VI	71.08	1.00	71.08	141	10,022
				436,596	\$30,488,789

**CUTE RATES
MIAMI INTERNATIONAL AIRPORT
FY 2010**

CUTE Gate Rates

- Infrastructure Fee—**\$0.05 per departing seat**
- Gate Usage Fee (CUTE Equipment Rental)—**\$0.08 per departing seat**

Ticket Counter Usage Fee (CUTE airlines only)

	<u>Fee per ticket counter hour</u>
CUTE Equipment Rental	\$ 2.54
Class I Rental Expense for Ticket Counter	6.97
Class IV Rental Expense for Baggage Makeup	7.55
Total	<u>\$17.06</u>

Maximum daily rate per ticket counter - **\$204.72 (12 hours multiplied by Ticket Counter Usage Fee)**

CUTE Dynamic Signage

- CUTE Airlines—**\$0.11 per ticket counter hour**
Maximum monthly rate per ticket counter position - \$100
- Exempt Airlines—**\$120 monthly per ticket counter position**

Manual CUTE Ticket Counter Rates

Rates apply to airlines that use the CUTE ticket counters but process their passengers manually. This rate applies to General Aeronautical Service Permittee (GASPer) who handle airlines that do not have a Terminal Agreement with MDAD.

- **Standard Manual Rate -**
 - * Widebody aircraft (over 200 seats) - \$477.68
Based on seven ticket counters at four hours each = 7 x 4 x hourly ticket counter usage fee
 - * Narrow aircraft (100 seats through 200 seats) - \$272.96
Based on four ticket counters at four hours each = 4 x 4 x hourly ticket counter usage fee
 - * Regional Commuter aircraft (20 seats through 100 seats) - \$136.48
 - * Small Turbo aircraft (under 20 seats) - \$68.24
- **Unauthorized Manual Rate** – An airline is charged an unauthorized rate if the CUTE system was available and they did not use it.
 - * Widebody aircraft (over 200 seats) - \$955.36
Based on seven ticket counters at four hours each = 7 x 4 x hourly ticket counter usage fee x 100% premium
 - * Narrow aircraft (100 seats through 200 seats) - \$545.92
Based on four ticket counters at four hours each = 4 x 4 x hourly ticket counter usage fee x 100% premium
 - * Regional Commuter aircraft (20 seats through 100 seats) - \$272.96
 - * Small Turbo aircraft (under 20 seats) - \$136.48

**PROPOSED CUTE RATES
MIAMI INTERNATIONAL AIRPORT
FY 2010**

Miscellaneous CUTE Charges

Hourly Charges (TWOV lounges, ITI lounges, ITI baggage, and Ramp Baggage Make-up) - the fee shall be \$2.54 per hour for each respective area effective October 1, 2009.

Cruise Check-In Facility at Miami Seaport maintenance charges (added to CUTE hourly usage fees) – on-site maintenance single circuit is \$10.00 per hour with back-up circuit at \$10.34 per hour. For on-call maintenance (response within two hours) the fee is \$3.16 per hour for single circuit and \$3.51 per hour for back-up circuit.

Common Use Self Service (CUSS) Charges

Per Transaction Fee – the fee shall be \$0.58 per transaction at all Miami-Dade Aviation Department common use CUSS units.

Monthly Fee (Desktop Unit) – The fee shall be \$510.73 per unit, per month. Includes hardware/software costs and operation & maintenance costs.

Monthly Fee (Standalone Unit) – The fee shall be \$605.58 per unit, per month. Includes hardware/software costs, 6 sq ft of class I space at current rate and operation & maintenance costs.

Closed-Circuit Television (CCTV)

Cameras

- PTZ (Pan-Tilt-Zoom) \$24.00 each, per month
- Fixed \$16.00 each, per month

Viewing/Workstations

- Cellstack/NICE (1) \$596.00 each, per month
- Cellstack (2) \$537.00 each, per month
- NICE (3) \$447.00 each, per month

Recording – Per Port

- NICE Pro (30-day recording) \$14.00 each, per month
- NICE Harmony (20-day recording) \$9.00 each, per month

- (1) *Required for recording*
- (2) *Digital quality viewing without recording capability*
- (3) *Standard quality viewing without recording capability*

CUTE Rate Summary - FY 2010

Ref	Category	FY 2010 Budget	FY 2009 Budget	Variance
I.	Infrastructure Fees (increase in Concourse Use Fees)			
A.	CUTE Infrastructure Equipment	\$2,685,524	\$2,685,524	\$0
B.	CUTE Infrastructure Equipment - Debt Service	\$0	\$0	\$0
C.	Training Equipment	\$167,109	\$167,109	\$0
D.	Training - Debt Service	\$0	\$0	\$0
E.	Operating and Maintenance - Equipment and Training	\$1,101,513	\$1,096,772	\$4,741
F.	Total Infrastructure (B+D+E)	\$1,101,513	\$1,096,772	\$4,741
G.	Departing Seats - All Airlines	22,929,737	23,310,399	(380,662)
H.	Concourse Use Fee Increase (F/G)	\$0.05	\$0.05	(\$0.00)
II.	Gate Usage Fees (CUTE equipment rental)			
A.	CUTE Equipment	\$891,468	\$891,468	\$0
B.	CUTE Equipment - Debt Service	\$0	\$0	\$0
C.	CUTE Operating and Maintenance	\$607,519	\$627,762	(\$20,243)
D.	Telecom Charges	\$18,720	\$18,720	\$0
E.	Total Gate Usage Expenses (B+C+D)	\$626,239	\$646,482	(\$20,243)
F.	Departing Seats - CUTE Airlines Only	7,409,348	7,362,638	46,710
G.	Gate Usage Fees (E/F)	\$0.08	\$0.09	(\$0.01)
III.	Ticket Counter Usage Fee			
	CUTE Equipment Rental Expense			
A.	CUTE Equipment (includes Recheck counters)	\$1,388,305	\$1,388,305	\$0
B.	CUTE Equipment - Debt Service	\$0	\$0	\$0
C.	CUTE Operating and Maintenance	\$1,434,421	\$1,530,567	(\$96,146)
D.	Telecom Charges	\$49,248	\$49,248	\$0
E.	Total Equipment Rental Expense (B+C+D)	\$1,483,669	\$1,579,815	(\$96,146)
F.	Ticket Counter Hours - CUTE Airlines Only (2)	584,627	610,667	(26,040)
G.	Equipment Hourly Charge (E/F)	\$2.54	\$2.59	(\$0.05)
	Class I CUTE Rental Expense			
H.	Rental Revenue per square foot	\$142.16	\$131.38	\$10.78
I.	Total Expense Recovery	\$4,072,600	\$3,802,925	\$269,675
J.	Class I Hourly Charge (I/F)	\$6.97	\$6.23	\$0.74
	Class IV CUTE Rental Expense- Baggage Makeup			
K.	Rental Revenue per square foot	\$35.54	\$32.85	\$2.69
L.	Total Expense Recovery	\$4,413,570	\$4,079,510	\$334,060
M.	Class IV Hourly Charge (L/F)	\$7.55	\$6.68	\$0.87
N.	Total Hourly Ticket Counter Usage Fee (G+J+M)	\$17.06	\$15.50	\$1.56
IV.	Common Use Display Charge (2)			
A.	CUTE Equipment	\$858,295	\$858,295	\$0
B.	CUTE Equipment - Debt Service	--	--	\$0
C.	CUTE Operating and Maintenance -(10% *A)	\$85,829	\$85,829	\$0
D.	Total Expense Recovery (B+C)	\$85,829	\$85,829	\$0
	Common Use Display Hours	811,848	871,786	
E.	Hourly Display Charge Per Position (D/ III.F)	\$0.11	\$0.10	\$0.01

LANDSIDE TAB

**PUBLIC AND EMPLOYEE PARKING
AT MIAMI INTERNATIONAL AIRPORT
AS OF OCTOBER 1, 2009**

Public Parking

Miami International Airport's long-term parking facilities consist of two multi-level parking garages, identified as the DOLPHIN GARAGE and the FLAMINGO GARAGE.

Long Term Rates:

- **\$4.00 for the first hour** or part thereof
- **\$4.00 for the second hour** or part thereof
- **\$2.00 for the third hour** or part thereof
- **\$2.00 for the fourth hour** or part thereof, to a **maximum \$15.00 per day**

Short Term Premium Rates:

- **\$2.50 per half hour, or portion thereof to a maximum of \$30.00 per day**

Valet Parking:

- **\$7.00 for first hour** or part thereof
- **\$5.00 for the second hour** or part thereof
- **\$5.00 for the third hour** or part thereof
- **\$3.00 for the fourth hour** or part thereof
- **\$25.00 to \$36.00 daily maximum** or part thereof

Remote Parking

Remote Parking Rates – the fee shall be in a range from **\$8.00 per day, to \$12.00 per day.**

Terminal

Both the DOLPHIN GARAGE and the FLAMINGO GARAGE connect to the Terminal Building by moving sidewalks, located on the 3rd level of the garages.

Disabled Parking

Designated disabled permit parking and stroller permit parking is available on the 3rd level of the garages.

Over-height Vehicles

Over-height vehicles may use the "High-Vehicle" surface lot parking area located adjacent to the East side of the DOLPHIN GARAGE.

Employee Parking

Employee Parking Decals - the fee shall be \$30.00 per decal per month.

Long-term Parking Magnetic Cards - the fee shall be \$100.00 per employee, per month.

Contractor Parking

Contractor Parking Cards - the fee shall be \$200.00 per card, per year.

Towed Vehicles

The fee for towed vehicles shall be \$50.00 per occurrence.

**GROUND TRANSPORTATION FEES
MIAMI INTERNATIONAL AIRPORT
AS OF OCTOBER 1, 2009**

SUB-CLASS	FEE
<i>The following deposit applies to all sub-classes except for Class D:</i> <ul style="list-style-type: none"> • \$500 security deposit per company with less than 10 vehicles • \$1,000 per company with 10 or more vehicles • MDAD may waive the security deposit requirement for a company paying fees on a per trip basis and having a maximum of one trip per month 	
Shuttle/Delivery Service	
A1—Bus	\$7.00 per trip
A2—Van	\$3.00 per trip
A3—Limo	\$3.00 per trip
B1—Hotel/Motel (Small)	\$1.00 per trip
B2—Hotel/Motel (Large)	\$2.00 per trip
B3—Commercial (Small)	\$2.50 per trip
B4—Commercial (Large)	\$3.00 per trip
C1—Crew Service (Small)	\$1.00 per trip
C2—Crew Service (Large)	\$2.00 per trip
Class D—Delivery Service	MDAD may assess a fee within the range of \$1-\$12.00 which reflects the appropriate operating costs applicable to the service performed and the size of vehicle used.
Off-Airport Rental Car Companies	
B5—Off-airport Car Rental Companies with less than \$500,000 annual MIA gross revenues	\$3.00 for each MIA contract prior to the commencement of operations in the Rental Car Facility **
B6—Off-airport Car Rental Companies with MIA gross revenues between \$500,000 and \$4.9 million annually	4.5% of gross revenues from MIA passengers prior to the commencement of operations in the Rental Car Facility
B7—Off-airport Car Rental Companies with MIA gross revenues in excess of \$5 million annually	7.5% of gross revenues from MIA passengers prior to the commencement of operations in the Rental Car Facility
Off-Airport Parking Lot Operators	
B8—Off Airport Parking Lot Operators (Small vans)	Upper Level—\$1.00 per trip Lower Level—\$2.50 per trip
B9—Off Airport Parking Lot Operators (Large vans)	Upper Level—\$2.00 per trip Lower Level—\$3.00 per trip
Expedite Service Vehicle	
Class E Vehicles (companies with courier vehicles, armored cars and expedite late baggage vehicles)	\$200.00 annual permit fee per vehicle

** Under an agreement with the Automobile Rental Association (ARA), members of the ARA at the signing of the agreement and qualifying as B5 operators pay only \$1.00 per contract for the first three years (ending 9/30/04), \$2.00 for the fourth and fifth year (10/01/04 thru 9/30/06). Thereafter, they pay the \$3.00 per contract fee (as stated in the agreement for the 6th through 10th year).

Class E permits also include for food vendors who pay a \$360.00 yearly fee, for the annual permit, which expires each December 31st.

For sub-class B7 having *less* than \$20 million in annual gross revenues from MIA passengers, the Aviation Department charges 7.5% of gross revenues. For sub-class B7 having \$20 million or *more* in annual gross revenues from MIA passengers, 9% of gross revenues is charged.

GROUND TRANSPORTATION FEES (continued)

- **Mobile Food Truck Vendor Fee**—the annual fee shall be **\$360.00 per vehicle**. This fee will be assessed to mobile food truck vendors that sell food to the labor force at MIA.
- **Taxicab Operation Fee**—the fee shall be **\$2.00 per trip**
- **Ground Transportation Permit Renewal Fee** – the annual fee shall be **\$100.00 per permit**

**MIAMI INTERNATIONAL AIRPORT
LAND RENTAL RATES
EFFECTIVE OCTOBER 1, 2009**

The following rental rates are to be effective October 1, 2009 and applied to all present and future leaseholds, when applicable. A map of land zone areas is attached.

Land Zone	Actual 2009 Rate	Proposed 2010 Rate
1 (Airport)	\$1.55 per sq.ft.	\$1.55 per sq.ft.
1a (Airport – vacant land with aircraft access)	\$1.85 per sq.ft.	\$1.85 per sq.ft.
2 (Commercial sites adjoining Airport)	\$1.90 per sq.ft.	\$1.90 per sq.ft.
3 (N.W. 21 St. and N.W. 39th Avenue)	\$2.75 per sq.ft.	\$2.75 per sq.ft.
4 (Fuel Farm)	\$1.50 per sq.ft.	\$1.50 per sq.ft.
5 (NWC of N.W. 97 th Ave & N.W. 54 th St)	\$2.40 per sq.ft.	\$2.40 per sq.ft.
6 (Jai-Alai fronton land area)	\$2.00 per sq.ft.	\$2.00 per sq.ft.

NOTE: There is an additional charge of \$.05 per square foot where special services are provided, such as high intensity lighting, power cost, etc.

PAVING RATES

Paving rates are in addition to land rental.

Type of Paving		Actual 2009 Rate	Proposed 2010 Rate
Standard (Vehicular)	Existing	\$.25 per sq.ft.	\$.25 per sq.ft.
Heavy Duty (Aircraft)	Existing	\$.70 per sq.ft.	\$.70 per sq.ft.

* The 2006 rate included land, whereas the 2008 and 2009 rates are for the building only and the land rate and paving rate will be charged separately.

**MIAMI INTERNATIONAL AIRPORT
BUILDING RENTAL RATES
AS OF OCTOBER 1, 2009**

The following are the annual square foot building rates for the period October 1, 2009 to September 30, 2010. **These rates exclude land, water, sewer, electric, and common area janitorial except where footnoted.**

Building #. (Old bldg. #)	Building Description	2008 Actual Rate	2009 Appraised Rate
49	Offices (A/C) Shop (A/C)	\$6.00 \$6.00	\$6.00 \$6.00
700	Cargo (Non A/C) Offices (A/C) 2nd Floor Offices (A/C) 1st Floor	\$11.75 (11) \$13.50 (11) \$15.00 (11)	\$11.75 (11) \$13.50 (11) \$15.00 (11)
701	Cargo (Non A/C) Offices (A/C) 2nd Floor Offices (A/c) 1st Floor	\$11.75 (11) \$13.50 (11) \$15.00 (11)	\$11.75 (1) \$13.50 (11) \$15.00 (11)
702	Cargo (Non A/C) Offices (A/C) 2nd Floor Offices (A/C) 1st Floor	\$11.75 (11) \$13.50 (11) \$15.00 (11)	\$11.75 (11) \$13.50 (11) \$15.00 (11)
703 (2120)	Engine Test Cell Bldg.—Storage Test Cells (in compliance with 40-yr. recertification) ◦ Reciprocating-Dynamometer Cells ◦ Large Jet Engine Cells	\$5.25 (12) \$10,600 per mo. (8)(13) \$11,100 per mo. (8)(13)	\$5.25 (12) \$10,600 per mo. (8)(13) \$11,100 per mo. (8)(13)
703A	Test Cell	N/A	\$12,000 per month
704 (2121)	Warehouse (Non A/C)/Cargo (Non A/C) Offices (A/C)/Shop(A/C)/Storage(A/C)	\$5.75 (12) \$6.25 (12)	\$5.75 (12) \$6.25 (12)
706	Cargo (Non A/C) Offices (A/C)	\$15.50 (11) \$15.00 (11)	\$15.50 (11) \$15.00 (11)
707	Cargo (Non A/C) Offices (A/C)	\$15.50 (11) \$15.00 (11)	\$15.50 (11) \$15.00 (11)
708	Cargo (Non A/C) Offices (A/C)	\$15.50 (11) \$15.00 (11)	\$15.50 (11) \$15.00 (11)
709	LanChile (Airis)	Tenant constructed building	
710	LanChile (Airis)	Tenant constructed building	
711	Arrow Cargo (Aeroterm)	Tenant constructed building	
712	Arrow Cargo (AMB Codina)	Tenant constructed building	
714	Cargo (Non A/C) Offices (A/C)	\$12.75 \$13.25	\$12.75 \$13.25

**Building Rental Rates Miami International Airport
As of October 1, 2009 (continued)**

Building #. (Old bldg. #)	Building Description	2009 Actual Rate	2010 Appraised Rate
715 (2210)	Former Post Office (A/C) Office warehouse	\$13.25 \$12.25	\$13.25 \$12.25
716A	Cargo (Non A/C) Offices (A/C) 2nd Floor Offices (A/C) 1st Floor	\$13.00 (11)(15) \$13.60 (11)(15) \$15.00 (11)	\$13.00 (11)(15) \$13.60 (11)(15) \$15.00 (11)
716B-J	Cargo (Non A/C) Offices (A/C) 2nd Floor Offices (A/C) 1st Floor	\$12.00 (11)(15) \$12.60 (11)(15) \$15.00 (11)	\$12.00 (11)(15) \$12.60 (11)(15) \$15.00 (11)
719 (2122)	Governmental Service Bldg. - CCC	\$19.50 (3)	\$19.50 (3)
741 (2204)	Decompression chamber	N/A	\$45,000
805	Cargo (Non A/C) Offices (A/C)	\$14.00 \$14.00	\$14.00 \$14.00
807	UPS (Cargo)	Tenant constructed building	
815	USDA Import/Export	Tenant constructed building	
817	USDA Plant Inspection	To be demolished	
820 (1011)	Warehouse (Non A/C) Offices (A/C)	\$9.00 \$10.00	\$9.00 \$10.00
831	Office/Warehouse (FedEx)	Tenant constructed building	
836 (1054)	GSE Office/shop (AC)	\$13.50	\$13.50
839	Hangar (Signature Flight Support)	Tenant constructed building	
840	Signature Flight Support (Terminal)	Tenant constructed building	
844 (101)	Hangar - Storage (Non A/C) Offices (A/C) Storage (A/C)	\$9.25 (3) \$11.75 \$6.75	\$9.25 (1) \$11.75 \$6.75
845 (100)	Offices (A/C) Warehouse (Non-A/C) Warehouse Office (A/C) Simulator (A/C) Atrium Space—1st Floor (A/C) Atrium Space—Above 1st Floor (A/C)	\$16.00 (3) \$9.00 \$12.00 (3) \$10.50 (3) \$21.00 (3) \$19.00 (3)	\$16.00 (3) \$9.00 \$12.00 (3) \$10.50 (3) \$21.00 (3) \$19.00 (3)
850	Avborne (Maintenance Hangar)	Tenant constructed building	
855 (53)	Storage (A/C)	\$5.75	\$5.75
856 (52)	Storage (A/C)	\$5.50	\$5.50
857 (55)	Wash Rack & Drum Storage	\$5.25	\$5.25

Building Rental Rates Miami International Airport
As of October 1, 2009 (continued)

Building #. (Old bldg. #)	Building Description	2009 Actual Rate	2010 Appraised Rate
860 (63)	Aircraft—Hangar Maint. (#8) (Non A/C) Maintenance (A/C) Storage (A/C) Shops (A/C) Offices (A/C)	Demolished as of 1/2009	Demolished as of 1/2009
861-862 (60)	Aircraft—Hangars (#6 and #7) Shops (A/C) Storage (A/C) Offices (A/C) Aircraft Parking (not including land)	\$9.00 (1) (12) \$5.25 (12) \$5.25 (12) \$6.50 (12) \$.70 (17)	\$9.00 (1) (12) \$5.25 (12) \$5.25 (12) 6.50 (12) \$.70 (17)
863 (60-A)	Engine Overhaul and Service Storage (A/C) 2 nd Floor Storage (non A/C) 2 nd Floor Offices (A/C) 1 st Floor Offices (A/C)	\$5.50 \$4.00 \$4.00 \$10.00 \$8.00	\$5.50 \$4.00 \$4.00 \$10.00 \$8.00
864 (62)	Line Service Building	To be demolished	
865 (61)	Line Service Building	To be demolished	
871 (48)	Hangar (Non A/C) Office (A/C) Shop (A/C) Storage (A/C)	\$9.00 (1) \$5.50 \$4.25 \$4.25	\$9.00 (1) \$5.50 \$4.25 \$4.25
874 (44)	Executive Office (A/C)	\$14.50 (2)	\$14.50 (2)
875 (43)	Flight Academy Office (A/C) Pan Am Office (A/C) Individual tenants Simulator Bays (A/C)	\$10.50 (19) \$13.75 \$9.00	\$10.50 (19) \$13.75 \$9.00
880-882 (30A-30B)	Simulators (A/C) Office Building (A/C)	\$9.00 \$8.50	\$9.00 \$8.50
881 (30)	Office Building (A/C) Simulators	\$8.50 \$9.00	\$8.50 \$9.00
885 (39)	Shops	Demolished as of 1/2009	Demolished as of 1/2009
886 (38)	Shops Offices (A/C)	Demolished as of 1/2009	Demolished as of 1/2009
887 (37)	Shops Office Space (A/C)	Demolished as of 1/2009	Demolished as of 1/2009
888 (35-35A)	Maintenance and Training (A/C) Office Space (A/C)	To be demolished	\$5.75
890 (25)	Hangar (Non A/C) Office Space (A/C) Storage (A/C) Shops (A/C)	\$11.00 (1) \$8.25 \$5.50 \$5.75	\$11.00 (1) \$8.25 \$5.50 \$6.00

Building Rental Rates Miami International Airport
As of October 1, 2009 (continued)

Building #. (Old bldg. #)	Building Description	2009 Actual Rate	2010 Appraised Rate
891 (24)	First Floor: Maintenance-Shops (A/C) Second Floor: Shops (A/C) Third Floor: Shops (A/C) Fourth Floor: Storage (Non A/C)	\$5.50 \$5.50 \$5.00 \$4.75	\$5.50 \$5.50 \$5.00 \$4.75
896 (22)	Hangar—Maintenance (Non A/C) Office Space (A/C) Shops—Maintenance (A/C) Third Floor: Storage (A/C)	\$10.00 (1) \$7.75 \$5.75 \$5.00	\$10.00 (1) \$7.75 \$5.75 \$5.00
900 (21)	First Floor: Shops-Maintenance (A/C) Mezzanine—Finished Office Space (A/C)	\$6.00 \$6.50	\$6.00 \$6.50
900A (21-A)	Shops—Maintenance (A/C)	To be demolished	To be demolished
900B (21-B)	Shops (A/C) Storage (A/C)	To be demolished	To be demolished
900C (21-C)	Shops (A/C) Storage (A/C)	\$6.00 \$5.50	\$6.00 \$5.50
905 (10)	Guard House	\$20.00	\$20.00
906 (3)	First Floor A/C Shop/Storage First Floor A/C Cafeteria First Floor A/C Lab/Metered Room First Floor Non A/C Shop Storage First Floor Ventilated Shop First Floor Non A/C Containment 2nd Floor A/C Office 2nd Floor Non A/C Shop/Storage	\$5.50 \$4.50 \$3.50 \$3.00 \$2.00 \$.50 \$8.00 \$5.00	\$5.50 \$4.50 \$3.50 \$3.00 \$2.00 \$.50 \$8.00 \$5.00
909	Flight Training Facility (Airbus)	Tenant Constructed Building	
919 (5A)	Offices—Entire Building (A/C) Office—Per Floor or less (A/C) Office - Second Floor (Full Service) Storage (Non-A/C) Loading Dock	\$10.50 \$13.00 \$21.00 \$6.00 \$1.75	\$10.50 \$13.00 \$21.00 \$6.00 \$1.75
2082	Warehouse (El Dorado) Offices (A/C)	\$2.50* \$2.50*	\$2.50* \$2.50*
3010	Cabstand Cafe (A/C)	\$30.00 (5)	\$30.00 (5)
3030	Offices	\$10.00 (12)	\$10.00 (12)
3030A	Offices (A/C)—Wing of 3030	\$8.50	\$8.50
3032	Cafeteria (Non A/C) Cafeteria (A/C)	\$4.75 \$6.50	\$4.75 \$6.50
3033	Police Station (A/C)	\$10.00	\$10.00

* The 2006 rate included land, whereas the 2009 and 2010 rate is for the building only and the land rate and paving rate will be charged separately.

Building Rental Rates Miami International Airport
As of October 1, 2009 (continued)

Building #. (Old bldg. #)	Building Description	2009 Actual Rate	2010 Appraised Rate
3037	Maintenance-Garage (Non A/C)	\$6.00	\$6.00
	Offices (A/C)	\$6.50	\$6.50
3038	Building Services—Maint./Office (A/C)	\$6.50	\$6.50
3040	Maintenance Shops (Non A/C) and Offices (A/C)	\$6.50 (12)	\$6.50 (19)
3044	Triturator	\$36,000 (10)	\$36,000 (10)
3046	Offices (A/C)	\$10.00	\$10.00
	Shop (A/C)	\$6.25	\$6.25
3047	Offices (A/C)	\$10.00	\$10.00
3048	Offices (A/C)	\$10.00	\$10.00
3049	Maintenance Garage (Non A/C)	\$7.00	\$7.00
3050	Administration Building (Multiple Tenancy)	\$14.25 (8)	\$14.25 (18)
3074	In-flight Caterers:		
	Kitchen (Non A/C)	\$8.50	\$8.50
	Kitchen (A/C)	\$10.50	\$10.50
3077	Triturator	\$36,000/yr (10)	\$36,000/yr (10)
3078	Fuel Building (A/C)	\$10.00	\$10.00
	Offices (A/C)	\$10.25	\$10.25
3089	Parking Garage	\$50.00/mo. (4)	\$50.00/mo. (4)
3091	Maintenance/Offices (A/C)	\$7.75	\$7.75
3094	Parking Garage	\$50.00/mo.(4)	\$50.00/mo.(4)
3095-A	Hangar		
	Hangar Area (Non A/C) – 1 st Floor	\$11.00	\$11.00
	Shops, Storage & Office – 1 st and 2 nd floors (A/C)	\$8.50	\$8.50
	Shops, Storage & Office – 1st and 2nd Floors (Non A/C)	\$7.50	\$7.50
	Office	\$10.25	\$10.25
3095-B	Offices (as renovated):		
	Offices—Entire Building (A/C)	\$11.00	\$11.00
	Offices—Per Floor (A/C)	\$19.00 (3)	\$19.00 (3)
	Offices—Penthouse (A/C)	\$22.00 (3)	\$22.00 (3)
3100	Maintenance Garage (Non A/C)	\$7.00	\$7.00
3101	Maintenance Garage—Storage (Non A/C)	\$6.00	\$6.00
3110	Offices—Security	\$21.00	\$21.00
3150	Offices (A/C)	\$11.50	\$11.50
3151	Maintenance—Shop (Non A/C)	\$6.00	\$6.00
	Offices (A/C)	\$11.00	\$11.00
3152	Service Station (Non A/C)	\$5.75	\$5.75
3153	Car Wash Building	\$5.75	\$5.75
4001	Traffic Control Center	\$13.00	\$13.00
4002	Public Works Office	\$12.00	\$12.00

***Building Rental Rates Miami International Airport
As of October 1, 2009 (continued)***

Building #. (Old bldg. #)	Building Description	2009 Actual Rate	2010 Appraised Rate
4003	Corrections Office (A/C)	\$7.50	\$7.50
4003A	Offices (A/C)	\$7.00	\$7.00
	Storage (Non A/C)	\$6.00	\$6.00
4004	Sign Shop (Non A/C)	\$6.00	\$6.00

Loading Dock

Loading dock area has an additional rate of \$1.75 per square foot.

Utility Rates

The rental rates herein exclude utilities (water, sewer and electric) except as footnoted. Utilities shall be applied as a separate charge.

Trailer and Automobile Parking

Trailer parking has a rate of \$175.00 per space per month. Automobile parking (grade level) has a charge of \$40.00 per space per month.

Modular Units

Where modular units are authorized for temporary use by tenants for office or storage purposes, preceding and/or during construction, a rate of \$175.00 (single wide) to \$225.00 (double wide) per month is established.

Full Service

This includes land, janitorial (not inside the office) and electricity.

Footnotes

- 1) Non-airline tenants shall pay the said per square foot rate or 3% of all gross revenues produced from providing aircraft maintenance services to others, whichever is greater.

Airline tenants shall pay 3% of all gross revenues produced from providing aircraft maintenance services to others in addition to the said per square foot rental rates.

- 2) Rent includes land, electricity, and common area janitorial.
- 3) Rent includes land, electricity, water, sewer and common area janitorial.
- 4) Rent per position per month.
- 5) Tenant pays minimum guarantee.
- 6) The rental rate reflects the "As Is" condition of the building. The building has limited fire and electrical systems. (Not used in 2005.)
- 7) Rent includes water, sewer, electricity, and common area janitorial. (Not used in 2005.)
- 8) Rent includes land.
- 9) The rent includes water and sewer. (Not used in 2005.)
- 10) Rates based on approved actual audited construction costs.
- 11) Rent includes common area janitorial, excludes land.
- 12) Additional rent may be applicable to recover costs of 40-year recertification and costs of repairs to comply with life safety codes.
- 13) Rate includes amortization of 40-year recertification and costs of repairs to comply with life safety codes.
- 14) Rate based on competitive bidding
- 15) Appraised rate includes a charge of \$.10 per square foot as a trash removal fee.

Footnotes (continued)

- 16) No longer applicable (*was formerly “Rental based on 20-year lease. Adjusted annually on January 1st”*)
- 17) No longer applicable (*was formerly “Hangar is currently unusable and can only be used as aircraft parking until roof repairs are completed.”*)
- 18) Includes land rent and janitorial
- 19) Includes janitorial

FUEL FARM TAB

**FUEL FLOWAGE FEES
MIAMI INTERNATIONAL AIRPORT
AS OF OCTOBER 1, 2009**

		STORAGE	TRUCK	HYDRANT
Direct Expenses		\$2,684,639	\$563,152	\$1,021,824
Indirect Expenses		1,993,567	0	350,410
Total Operating Expenses		\$4,678,206	\$563,152	\$1,372,234
Debt Service		3,335,118	588,868	3,012,129
Reserve Maintenance Fund Deposit		--	--	--
Management Fee		402,000		
Less: County Credit				
Total Requirement	[A]	\$8,415,324	\$1,152,020	\$4,384,363
Estimated Gallonage	[B]	728,758,484	238,346,076	490,412,408
Total Cost per Gallon	[C=A/B]	\$0.011547	\$0.004833	\$0.008940
Add Storage (a)	[D]		\$0.011547	\$0.011547
Fuel Flowage Fee	[C+D]		\$0.016380	\$0.020487

(a) Storage costs are spread amongst the truck and hydrant users equally.

Fuel Flowage Fee Calculation Explanation

Because MDAD operates the fuel farm at MIA, it strives to recover the operating and capital costs related to the fuel farm directly from the fuel consumers through the fuel flowage fee. The operating costs are determined through the annual budget process by a fuel management company and reviewed by the Environmental Division. The cost is allocated amongst the following three areas: storage (represents the cost related to the above ground fuel storage tanks owned by MDAD), hydrant fueling (represents any costs related to providing fuel to air carriers through the hydrant system) and truck (represents any costs related to providing fuel to air carriers through fuel trucks rather than using the hydrant system). In addition, the costs of any assets acquired for the fuel farm are categorized by these three areas depending on how the asset is utilized. These assets are then included in the costs by amortizing them over their useful life using MDAD's current cost of capital. After aggregating these costs, a fuel flowage fee is calculated by dividing these costs by the estimated gallonage to be purchased (either through truck or hydrant) during the fiscal year.

A separate fuel flowage fee is charged for general aviation users.

GENERAL AVIATION TAB

**GENERAL AVIATION AIRPORT FEES AND CHARGES
MIAMI INTERNATIONAL AIRPORT
AS OF OCTOBER 1, 2009**

Operational Closure Fee—a fee of **\$3,000.00 per day** shall be required for operational closure at the Training and Transition Airport. A fee of **\$1,000.00 per day** shall be required for operational closure at the Opa-Locka West Airport.

Aerial Advertising Fee—a fee of **\$14.00** will be charged for aerial advertising (banner towing) at the General Aviation Airports. This fee will apply to the combination of banner pick-up and recovery, and will not exceed three (3) charges per day, per aircraft.

Aircraft Parking at General Aviation Airports—the rate shall be the same rates charged at Miami International Airport, but will reflect only the daily base rate as charged at MIA (1-5 days). Please reference the Aircraft Parking Rates in the Airside section of this book. Minimum is \$5.00 per day.

SEE SCHEDULE AT THE END OF THE AIRSIDE SECTION FOR AIRCRAFT PARKING FEES WHICH ARE LISTED BY AIRCRAFT TYPE.

Conference Room Rental Fee (Tamiami and Opa-Locka Airports)—the rate for non-profit entities shall be **\$10.00 per use**; the rate for other than non-profit entities shall be **\$50.00 per use**; the use for all entities shall be limited to four (4) hours.

Off-Road Vehicle Parking Fee at Training and Transition Airport—the rate shall be **\$50.00 per vehicle, per fiscal year** (October 1 through September 30) **or fraction thereof**.

Fuel flowage fee at the General Aviation Airports—the rate shall be **\$0.08 per gallon**.

Usage of Training and Transition Airport is \$28.00 per approach.

TELECOMMUNICATIONS TAB

**TELECOMMUNICATION FEES
MIAMI INTERNATIONAL AIRPORT
AS OF OCTOBER 1, 2009**

Wireless Services Providers—the annual rates shall be as follows:

- \$200,000.00 per cellular telephone (cell site)
- \$15,000.00 per micro antenna cell station
- \$200,000.00 minus the fiber optic lease line cost or \$25,000.00: whichever is greater

Shared Tenant Services (BACK OFFICES, VIP LOUNGES, GATEHOUSES, CURBSIDE, AND BAGGAGE SERVICE OFFICES)—the monthly fees shall be as follows to all Shared Tenant Services:

- \$140.00 for workstation, keyboard, and monitor.
- \$165.00 for workstation, keyboard, monitor and firewall port
- \$50.00 for DOT matrix printer
- \$130.00 boarding pass printer/IP connection
- \$115.00 for boarding pass printer/serial connection
- \$100.00 for bag tag printer/IP connection
- \$85.00 for bag tag printer/serial connection
- \$150.00 for boarding gate reader
- \$2.62 per workstation for CAT 5 cable maintenance fee

Analog Coaxial Cable Recovery Fee

- Recovery Fee \$35.00 per month
- Installation \$150.00 per location
- Additional work \$75.00 per hour plus material at cost plus 25%
- Unauthorized Service \$1,000.00 per location per month plus monthly fee

Offsite FIDS Rate

Network Port Costs (Monthly)

- \$60.00 per PC connection. Each PC can drive two monitors.

Equipment Rental Costs (Monthly)

- \$50.60 for 42" LCD Display
- \$4.22 for monitor mounting and security locks
- \$13.49 per PC for Web FIDS
- \$3.37 per Video Extender to drive monitor from PC
- \$7.00 for Dual Video Output Card

**Telecommunications Fees
Miami International Airport
Voice and Data Network STS Prices
As of October 1, 2009**

Description	Mo. Unit Rental	Unit Install
1) Switch Access		
Meridian One Telephone Port	\$12.00	\$50.00
Advanced Features (Conference Calling, Speed Calling, Etc.)	Waived	Waived
2) Network Access - Public		
Wireless Telephone Access	\$29.00	\$50.00
Network Access	\$49.00	\$50.00
3) System - Terminal Equipment		
M3902 Digital Phone - 1 Line	\$5.96	\$100.00
M3903 Digital Phone - 3 Line	\$14.12	\$100.00
M3904 Executive Digital Phone - 5 Line	\$17.94	\$100.00
M3905 Call Center Telephone	\$19.37	\$100.00
Analog Set	\$3.37	\$100.00
Wireless Telephone	\$15.54	\$100.00
Conference Phone	\$27.73	\$100.00
Loud Bell	\$6.32	Per Quote
Handsfree Wireless Headset	\$10.69	\$100.00
4) System - Other		
Voice Mail Box	\$5.00	\$25.00
Long Distance Authorization Code	\$1.00	\$25.00
Voice Cable (Fax, Modem, or Clock Programming)	\$2.62	\$50.00
Level 5 Data Cable	\$2.62	Per Quote
Internet Access (See Note #2)	\$25.00	N/A
Ethernet Port	\$60.00	\$100.00
Wireless Ethernet Port	\$30.00	\$400.00
Fiber Optic Cable per strand foot (MM or SM)	\$0.015	Per Quote
SC Connector in Fiber Patch Panel	\$3.36	\$25.00
Fiber Termination	N/A	\$100.00
Copper Cable per pair foot (')	\$0.005	Per Quote
Black filled Copper Cables per pair foot (')	\$0.005	Per Quote
25 Pair Feed Cable per foot (')	\$0.030	Per Quote
Sub-Total		
Cable & Conduit Installation (Note #3)	N/A	Per Quote
Service Order Charge	N/A	\$50.00
Total		

Notes:

1. All customers require a quote and MDAD contract for installation and monthly service.
2. Internet Access is a service provided using the MDAD LAN.
An Ethernet Port and CAT 5 cable are required and calculated for the service
3. Cable and conduit installation quoted if required for service.

MISCELLANEOUS TAB

**MISCELLANEOUS FEES AND CHARGES
MIAMI INTERNATIONAL AIRPORT
AS OF OCTOBER 1, 2009**

Opportunity Fee

Opportunity Fee for Third-Party Vendors—an opportunity fee will be imposed on third-party vendors contracted to provide services at MIA. This fee will be **7% of gross revenues** derived from services provided at MIA.

Penalty Fee for Employing Unpermitted Service Vendors

Penalty fees will be assessed to Aviation Department tenants who employ service vendors which operate without an Aviation Department permit.

- A penalty fee of \$500.00 will be assessed for the first occurrence, to be cured within 90 days.
- Incremental assessments of \$500.00 for each 30 days thereafter that the condition is not cured will be imposed.

Cure is defined as the service provider initiating and completing the permit process and paying all fees due from the period in which there was no permit. If the permit is being processed and the service provider is cooperating in good faith, no further penalties will be assessed after the first 90 days.

Miscellaneous Air Carrier Fees

- **Disruptive Passenger Fee**—airlines will be charged for actual costs incurred by the Department for disruptive passengers resulting from delayed or canceled flights.
- **GSE Impoundment Fee**—a GSE impoundment fee will be imposed at a rate of \$5.00 per day and per GSE equipment for the first 15 days. From 16 to 30 days, the impoundment fee will increase to \$10.00 per day and per impoundment. At 31+ days, the impound fee will increase to \$20.00 per day and per impoundment until the impounded equipment has been released.

Employee (MDAD Tenant) ID Badge Fees

- **Employee Identification Badge Fee**—the fee shall be **\$20.00** for each ID badge Issuance and Renewal.
- **Lost or Unaccounted Employee ID Badge Fee**—the fee shall be **\$75.00 for the 1st replacement** and **\$100.00 for the 2nd replacement**.
- **Failure to NOTIFY and RETURN a Terminated Employee ID Badge Fee** – the fee shall be **\$100.00** per badge
- **TSA 5% Rule Violation Fee** – the fee shall be **\$125.00** per badge
- **Fingerprinting Fee**—the fee shall be **\$38.00 per individual** fingerprinted. Of this amount, \$29.00 is forwarded to TSA while MDAD retains \$9.00 for administrative fee.

MISCELLANEOUS FEES AND CHARGES (continued)

Airside Vehicle and Training Recommended Fees

- **AOA Decals** – the fee shall be \$20.00 per vehicle
- **AOA Decals (Lost or Unaccounted)** – the fee shall be \$75.00 for the 1st replacement and \$100.00 for the 2nd replacement
- **AOA Driver Training** – the fee shall be \$15.00 per person
- **AOA Movement Area Training** – the fee shall be \$15.00 per person
- **Loading Bridge Training** – the fee shall be \$15.00 per person

Into-Plane Fueling Recommended Fees

- **Non-commercial Aircraft Fueling** - remains at \$0.08 per gallon (effective 10/1/02)

Airline VIP Clubs

- **Opportunity Fee**—the Lessee shall pay 35% of the Department’s basic VIP Club Fee, (which is currently \$21.00) as may be adjusted from time-to-time, for each non-member passenger, as defined in the VIP Club Agreement, Article 2.01 (Use of Premises) that uses its Club Facilities. Lessee’s Opportunity Fee charge, (35% of \$21.00) is \$7.35 for each non-member passenger using its club facilities.
- **Concession Fee**—the Lessee shall pay eighteen (18%) percent of the monthly Gross Revenue generated from liquor sales and ten (10%) percent of the monthly Gross Revenues generated from the sale of all other amenities granted the Lessee.

Letter of Determination Fee (Height Restrictions)

The fee shall be \$1,700.00 per each major Development Review and Letter of Determination submittal. The Aviation Department has been providing this service for the review, coordination and determination of proposed tall structures without any compensation since the Airport Zoning Ordinances were first enacted in 1969. This review includes the assurance that proposed developments comply with Miami-Dade County’s airport zoning requirements. It also includes a verification of the Federal Aviation Regulations Part 77 FAA notification, review and aeronautical study determination of proposed obstruction to ensure the safety and capacity at the airport are not adversely impacted.

Letter of Determination Fee (Land Use Zoning Analysis)

The fee shall be \$700.00 per each Land Use Zoning Analysis Request. The Aviation Department has been providing a free-of-cost service for the review, coordination and determination of land use compatibility impacts as mandated by the Florida State Statutes, Chapter 333 since 1993. Upon final review and analysis, the Aviation Department issues a “Letter of Determination” to the respective requestors. This review includes the assurance that proposed developments comply with Miami-Dade County’s Airport Zoning requirements. The recent reductions in staffing level combined with the continuous increases in the number of projects being submitted to MDAD for review at an average of 62 per year are affecting available staff time and resources. The implementation of the proposed new fee structure will permit the Aviation Department to continue providing this vital service that it deems a crucial function and an integral part of maintaining and preserving the safety and capacity of the County’s Public-Use Airport System.

Passenger Facility Charge (PFC) – The Passenger Facility Charge at Miami International Airport is \$4.50 per enplaned passenger. PFC regulations permit collecting carriers to retain a handling fee of \$0.11 per PFC remitted.

The Passenger Facility Charge Program allows the collection of PFC fees up to \$4.50 for every enplaned passenger at commercial airports controlled by public agencies. Airports use these fees to fund FAA-approved projects that enhance safety, security, or capacity; reduce noise; or increase air carrier competition.

Other Fees

- **Auditorium Use Fee (Miami International Airport)**—the fee of \$700.00 per use per day for the whole auditorium. The auditorium can be rented as three separate halls; the fee shall be room #1 \$200.00, room #2 \$250.00 and room #3 \$250.00. It may also be rented incrementally in 4 hour blocks, the fee shall be room #1 \$100.00, room #2 \$125.00 and room #3 \$125.00.
- **Wheelchair Lift Fee**—the fee shall be \$15.00 per use and will be assessed to commuter airlines that require wheelchair-lifting equipment.
- **Security Violation Fee** – the fee shall be; first offense \$100.00; second offense \$250.00; third offense \$500.00. In addition, all court costs will also be applicable.
- **Permit Application Fee for providers of goods and services to airlines and airport tenants** - the fee shall be \$1,000.00 per permit application. A non-refundable application fee will be charged for each permit application for the provision of goods and services to airlines and other tenants at a County Airport. The current fee is \$1,000.00 and may be amended from time to time.
- **Animal Inspection Facility User Fees** – The following fees will apply for each animal that passes through the USDA Inspection Facility (Bldg 815):

Small Ruminants (Sheep, goats, pigs, swine) - \$25.00 flat fee per airway bill

Small Animals (Dogs, cats, & other pet types) - \$15.00 flat fee per airway bill

Livestock (Equine, cattle, calves, ovine, caprine, porcine, Ostrich, etc.) - \$45.00 per Head

Alpaca - \$25.00 per Head

Poultry (Birds, baby chicks, turkey, etc.) - \$25.00 flat fee per airway bill

Other - \$25.00 flat fee per airway bill

Remittance Fee 5% - Freight Handler will retain 5% of Inspection Fees for collecting amounts payable to Miami-Dade Aviation Department.

- **Average Electrical Consumption per kilowatt hour (kWh) Charge** – The charge shall be \$0.1065 per kilowatt hour consumed.

APPENDIX A TAB

ALLOCATION OF OPERATING AND DEBT SERVICE COSTS BY COST CENTER WORKSHEET
Terminal Rental Rate Calculation Model
Miami-Dade County Aviation Department
Miami International Airport
FY 2010

Division-Description	Budgeted FY 09-10	Direct Expense	G&A Expense	Transfers	International Facilities Expense	Domestic Baggage Claim Expense	Outbound Baggage Makeup Expense	Screening Expense	Terminal Rent Expense	Total Terminal Expenses	Non-Terminal Expenses	Total Expenses
01-Executive	\$2,126,738		\$2,126,738		\$156,953	\$16,376	\$38,494	\$52,318	\$1,210,539	\$1,474,680	\$652,058	\$2,126,738
02-Legal	4,228,737		4,228,737		312,081	32,561	76,540	104,027	2,406,997	2,932,206	1,296,531	4,228,737
03-Bobbie Jones- Wilfork (Administration)	455,943		455,943		33,649	3,511	8,253	11,216	259,523	316,151	139,792	455,943
04-Accounting	4,128,944		4,128,944		304,716	31,793	74,734	101,572	2,350,195	2,863,010	1,265,934	4,128,944
05-Interim CFO - Business Mngmt	729,818		729,818		53,861	5,620	13,210	17,954	415,412	506,056	223,762	729,818
06-Administration	14,883,384		14,883,384		1,098,394	114,602	269,389	366,131	8,471,622	10,320,138	4,563,246	14,883,384
07-Properties and Business	2,696,651		2,696,651		199,013	20,764	48,809	66,338	1,534,934	1,869,858	826,793	2,696,651
08-Strategic Financial Planning	1,125,028		1,125,028		83,027	8,663	20,363	27,676	640,366	780,094	344,934	1,125,028
09-Police	24,082,075	24,082,075						5,751,903	12,364,608	18,116,511	5,965,564	24,082,075
10-Governmental Affairs	597,924		597,924		44,127	4,604	10,822	14,709	340,338	414,601	183,323	597,924
11-Fire Rescue	19,376,213	19,376,213							7,866,140	7,866,140	11,510,073	19,376,213
12-NEW AIRPORT DEVEL. FINE ARTS	329,665		329,665		24,329	2,538	5,967	8,110	187,645	228,590	101,075	329,665
13-Facilities Contracts Administration	1,189,781		1,189,781		87,806	9,161	21,535	29,269	677,223	824,994	364,787	1,189,781
14-Maintenance	79,406,060	79,406,060			4,094,005	1,809,610	4,226,305	--	41,868,516	51,998,436	27,407,624	79,406,060
15-Facilities Design	4,844,075		4,844,075		--	--	--	--	--	--	4,844,075	4,844,075
15-Facilities Design--wayfinding/landscaping	0	--	--		--	--	--	--	--	--	--	--
15-Facilities Construction	0	--	--		--	--	--	--	--	--	--	--
17-Planning	2,115,492		2,115,492		156,123	16,289	38,290	52,041	1,204,138	1,466,882	648,610	2,115,492
19-Program Controls Division	1,110,140		1,110,140		--	--	--	--	1,110,140	1,110,140	--	1,110,140
22-Information Systems	10,779,705		10,779,705		795,542	83,004	195,113	265,181	6,135,808	7,474,647	3,305,058	10,779,705
22-Information Systems (Cute Charges)	9,331,250		9,331,250		--	--	--	--	--	--	9,331,250	9,331,250
24-Miguel Southwell-Business Development	--		--		--	--	--	--	--	--	--	--
25-Airside Operations	8,316,991	8,316,991			--	--	--	--	2,598,390	2,598,390	5,718,601	8,316,991
26-Terminal Operations	8,917,347	8,917,347			2,039,300	--	--	--	6,878,047	8,917,347	--	8,917,347
27-Landside Operations	11,091,562	11,091,562			--	--	--	--	--	--	11,091,562	11,091,562
28-Cargo Development	--		--		--	--	--	--	--	--	--	--
30-Non-Departmental O&M	43,522,267	43,522,267			--	--	--	--	35,605,528	35,605,528	7,916,739	43,522,267
30-Non-Departmental G&A	17,913,110		17,913,110		1,321,988	137,931	324,227	440,663	10,196,142	12,420,950	5,492,160	17,913,110
30-Non-Departmental Deposits	107,561,407		107,561,407	107,561,407	--	--	--	--	--	--	107,561,407	107,561,407
30-Non-Departmental Debt Service	184,044,374	19,519,081	64,496,000	164,525,293	3,226,343	1,322,158	3,574,752	40,250	88,077,488	96,240,990	87,803,384	184,044,374
31-Management Agreements	74,675,316	74,675,316			11,128,988	--	--	--	26,035,673	37,164,661	37,510,655	74,675,316
34-Minority Affairs	687,371		687,371		50,728	5,293	12,441	16,909	391,252	476,623	210,748	687,371
38-Environmental Engineering	7,210,836		7,210,836		--	--	--	--	--	--	7,210,836	7,210,836
40-Safety	13,894,898		13,894,898		1,025,443	106,991	251,498	341,814	7,908,976	9,634,722	4,260,176	13,894,898
42-Public Affairs	1,036,037		1,036,037		76,460	7,977	18,752	25,487	589,712	718,388	317,649	1,036,037
43-Aviation Business Planning	--		--		--	--	--	--	--	--	--	--
44-Trade and Cargo Development	1,520,667		1,520,667		112,225	11,709	27,524	37,408	865,564	1,054,430	466,237	1,520,667
45-North Terminal Development	903,384		903,384		66,670	6,956	16,351	22,223	514,206	626,406	276,978	903,384
33-AVIATION DEVELOPMENT FUND	9,050,700		9,050,700		--	--	--	--	--	--	9,050,700	9,050,700
47-Professional Standards & Compliance	1,257,174		1,257,174		92,779	9,680	22,755	30,926	715,583	871,724	385,450	1,257,174
48-Commercial Operations	0		--		--	--	--	--	--	--	--	--
53-Facilities Contract Management	0		--		--	--	--	--	--	--	--	--
51- Procurement	2,638,565		2,638,565		194,726	20,317	47,758	64,909	1,501,871	1,829,581	808,984	2,638,565
52-Customer Service	921,614		921,614		68,015	7,096	16,681	22,672	524,583	639,047	282,567	921,614
55-Financial Planning & Performance Analysis	440,894		440,894		32,538	3,395	7,980	10,846	250,957	305,716	135,178	440,894
56-John O'Neill - Operations	--		--		--	--	--	--	--	--	--	--
57-Narinder Jolly - Facilities Development	324,724		324,724		23,965	2,500	5,878	7,988	184,833	225,164	99,560	324,724
58-Melvyn Payne (Interim) - Facilities Management	1,570,904		1,570,904		115,933	12,096	28,433	38,644	894,159	1,089,265	481,639	1,570,904
59-Lauren Stover - Security	--		--		--	--	--	--	--	--	--	--
60-Grants Management	--		--		--	--	--	--	--	--	--	--
61-Strategic Planning	--		--		--	--	--	--	--	--	--	--
62-SECURITY OPERATIONS COMMAND CNTR	--		--		--	--	--	--	--	--	--	--
63-CASH MANAGEMENT	1,096,655		1,096,655		80,933	8,444	19,849	26,978	624,216	760,421	336,234	1,096,655
64-AIRPORT CONCESSION BUSINESS DEV	1,173,846		1,173,846		86,630	9,039	21,247	28,877	668,153	813,945	359,901	1,173,846
65-COMM, HOSPITALITY AND TRANSP	347,700		347,700		25,660	2,677	6,293	8,553	197,911	241,095	106,605	347,700
General Aviation Airports	--		--		--	--	--	--	--	--	0	0
BUDGET EXPENSE AMOUNTS	\$683,655,966	\$288,906,912	\$187,158,354	\$272,086,699	\$27,212,949	\$3,833,356	\$9,450,245	\$8,033,591	\$274,267,389	\$322,797,529	\$360,858,437	\$683,655,966
			\$748,151,966									
Incremental Debt Service Coverage	\$6,599,096				\$92,965	\$38,097	\$103,004	\$1,160	\$4,396,303	\$4,631,529	\$1,967,567	\$6,599,096

ALLOCATION OF OPERATING AND DEBT SERVICE COSTS BY COST CENTER WORKSHEET
Terminal Rental Rate Calculation Model
Miami-Dade County Aviation Department
Miami International Airport
FY 2010

Division-Description	Budgeted FY 09-10	Direct Expense	G&A Expense	Transfers	International Facilities Expense	Domestic Baggage Claim Expense	Outbound Baggage Makeup Expense	Screening Expense	Terminal Rent Expense	Total Terminal Expenses	Non-Terminal Expenses	Total Expenses
ALLOCATION OF O&M BY DIVISIONS												
ALLOCATION OF POLICE O&M												
Administration	\$1,282,575				--	--	--	--	\$964,858	\$964,858	\$317,717	\$1,282,575
Uniform Patrol	19,889,016				--	--	--	5,751,903	9,944,508	15,696,411	4,192,605	19,889,016
General Investigation Unit	2,910,484				--	--	--	--	1,455,242	1,455,242	1,455,242	2,910,484
09-TOTAL POLICE O&M	\$24,082,075	\$24,082,075			0	0	0	\$5,751,903	\$12,364,608	\$18,116,511	\$5,965,564	\$24,082,075
ALLOCATION OF FIRE-RESCUE O&M												
Administration	\$19,318,513				--	--	--	--	\$7,842,716	\$7,842,716	\$11,475,797	\$19,318,513
Rescue	0				--	--	--	--	0	0	0	0
Inspection	--				--	--	--	--	--	--	--	0
Fire-fighters	46,100				--	--	--	--	15,305	15,305	30,795	46,100
Fire Technician	11,600				--	--	--	--	8,119	8,119	3,480	11,599
11-TOTAL FIRE-RESCUE O&M	\$19,376,213	\$19,376,213			0	0	0	0	\$7,866,140	\$7,866,140	\$11,510,072	\$19,376,212
ALLOCATION OF MAINTENANCE O&M												
Administration	\$525,018				--	--	--	--	\$343,804	\$343,804	\$181,214	\$525,018
Security Infrastructure	0				--	--	--	--	--	--	0	0
Administration (Engineering Design & Commissioning)	886,406				--	--	--	--	--	--	886,406	886,406
Capital Compensation (Maint Construction Team)	1,765,624				--	--	--	--	--	--	1,765,624	1,765,624
Service Station	1,658,000				--	--	--	--	--	--	1,658,000	1,658,000
Plumbing	2,082,012				--	--	--	--	1,457,408	1,457,408	624,604	2,082,012
Electric	3,512,327				--	--	--	--	3,161,094	3,161,094	351,233	3,512,327
Air Conditioning	3,104,156				--	--	--	--	3,104,156	3,104,156	0	3,104,156
Paint	0				--	--	--	--	0	0	0	0
Grounds Maintenance-Landscape	0				--	--	--	--	--	--	0	0
Airfield Lighting	755,625				--	--	--	--	--	--	755,625	755,625
Public Works	1,997,847				--	--	--	--	39,957	39,957	1,957,890	1,997,847
Incinerator (Waste Management)	2,218,388				--	--	--	--	2,218,388	2,218,388	0	2,218,388
Tamiami Maintenance	896,320				--	--	--	--	--	--	896,320	896,320
Opa-Locka Maintenance	427,824				--	--	--	--	--	--	427,824	427,824
Homestead Maintenance	700,378				--	--	--	--	--	--	700,378	700,378
Heavy Auto Equipment	1,385,092				--	--	--	--	--	--	1,385,092	1,385,092
Mechanical Conveyors	1,786,524				357,305	714,610	357,305	--	357,305	1,786,525	--	1,786,525
Mechanical Loading Bridges	2,093,938				--	--	--	--	--	--	2,093,938	2,093,938
Mechanical General	832,567				--	--	--	--	166,513	166,513	666,054	832,567
Terminal Maintenance	1,636,917				--	--	--	--	1,636,917	1,636,917	0	1,636,917
Telecommunication	--				--	--	--	--	--	--	--	0
Striping	707,035				--	--	--	--	0	0	707,035	707,035
Projects	1,164,675				--	--	--	--	931,740	931,740	232,935	1,164,675
The Roof Shop 63	0				--	--	--	--	0	0	--	0

ALLOCATION OF OPERATING AND DEBT SERVICE COSTS BY COST CENTER WORKSHEET
Terminal Rental Rate Calculation Model
Miami-Dade County Aviation Department
Miami International Airport
FY 2010

Division-Description	Budgeted FY 09-10	Direct Expense	G&A Expense	Transfers	International Facilities Expense	Domestic Baggage Claim Expense	Outbound Baggage Makeup Expense	Screening Expense	Terminal Rent Expense	Total Terminal Expenses	Non-Terminal Expenses	Total Expenses
Airport Fire Supr. Technicians	4,583,771				--	--	--	--	3,208,640	3,208,640	1,375,131	4,583,771
A/C Control	0				--	--	--	--	0	0	--	0
Generators	498,726				--	--	--	--	299,236	299,236	199,490	498,726
Maint-Bldg Management & Control	1,324,942				--	--	--	--	1,258,695	1,258,695	66,247	1,324,942
Maint-Video Shop	1,037,908				--	--	--	--	986,013	986,013	51,895	1,037,908
Maint-Locksmith Shop	254,456				--	--	--	--	216,288	216,288	38,168	254,456
Maint-Quality Assurance	443,515				--	--	--	--	443,515	443,515	--	443,515
Maint-Planning & Program Management	860,740				--	--	--	--	860,740	860,740	--	860,740
Facilities-Initiation Engineer and Maintenance	141,670				--	--	--	--	141,670	141,670	--	141,670
Maint-Safety & Customer Serv.	271,392				--	--	--	--	271,392	271,392	--	271,392
Manager - Facilities Maintenance	4,254,094				--	--	--	--	4,254,094	4,254,094	--	4,254,094
Pan Am ADF (Lift Stations)	1,194,031				--	--	--	--	--	--	1,194,031	1,194,031
ADF Maint West Cargo (Tract I)	1,422,431				--	--	--	--	--	--	1,422,431	1,422,431
Warehouse	1,595,500				--	--	--	--	957,300	957,300	638,200	1,595,500
Contracts & Construction	1,739,399				--	--	--	--	--	--	1,739,399	1,739,399
Outside Contractuals	17,030,500				3,736,700	1,095,000	3,869,000	--	6,834,020	15,534,720	1,495,780	17,030,500
Maint - MIA Contract Management	3,444,456				--	--	--	--	1,722,228	1,722,228	1,722,228	3,444,456
Building Mgmt Control (TERMINAL A/C)	1,858,850				--	--	--	--	1,858,850	1,858,850	0	1,858,850
Planning & Control	--				--	--	--	--	--	--	--	0
Other Contract Services	--				--	--	--	--	--	--	--	0
Building 100	--				--	--	--	--	--	--	--	0
Landscape Projects	100,000				--	--	--	--	0	0	100,000	100,000
Terminal-Wide Security (CCTV F034F)	0				--	--	--	--	0	0	0	0
Outside Contractuals	0				--	--	--	--	--	--	0	0
Other Contract Services	--				--	--	--	--	--	--	--	0
Aviation Noise Abatement	1,058,386				--	--	--	--	0	0	1,058,386	1,058,386
Facilities Maintenance	1,298,732				--	--	--	--	1,168,859	1,168,859	129,873	1,298,732
Technical Support	1,728,510				--	--	--	--	1,555,659	1,555,659	172,851	1,728,510
Interiors	1,124,355				--	--	--	--	1,011,920	1,011,920	112,436	1,124,356
Signage Design	2,003,023				--	--	--	--	1,402,116	1,402,116	600,907	2,003,023
14-TOTAL MAINTENANCE O&M	\$79,406,060	\$79,406,060			\$4,094,005	\$1,809,610	\$4,226,305	\$0	\$41,868,517	\$51,998,437	\$27,407,625	\$79,406,062
ALLOCATION OF AIRSIDE OPS O&M												
Administration	\$426,579				--	--	--	--	133,272	133,272	\$293,307	\$426,579
Ramp Control	2,779,095				--	--	--	--	--	--	2,779,095	2,779,095
Access Control	2,646,199				--	--	--	--	--	--	2,646,199	2,646,199
Gate Assignment	2,465,118				--	--	--	--	2,465,118	2,465,118	0	2,465,118
Noise Control	--				--	--	--	--	--	--	--	0
25-TOTAL AIRSIDE OPS O&M	\$8,316,991	\$8,316,991			\$0	\$0	\$0	\$0	\$2,598,390	\$2,598,390	\$5,718,601	\$8,316,991

ALLOCATION OF OPERATING AND DEBT SERVICE COSTS BY COST CENTER WORKSHEET

Terminal Rental Rate Calculation Model
 Miami-Dade County Aviation Department
 Miami International Airport
 FY 2010

Division-Description	Budgeted FY 09-10	Direct Expense	G&A Expense	Transfers	International Facilities Expense	Domestic Baggage Claim Expense	Outbound Baggage Makeup Expense	Screening Expense	Terminal Rent Expense	Total Terminal Expenses	Non-Terminal Expenses	Total Expenses
ALLOCATION OF TERMINAL OPS O&M												
Administration	\$1,002,471				--	--	--	--	\$1,002,471	\$1,002,471	--	\$1,002,471
Domestic Operations	3,165,747				--	--	--	--	3,165,747	3,165,747	--	3,165,747
International Operations	2,039,300				2,039,300	--	--	--	--	2,039,300	--	2,039,300
Tour & Charter Operations	--				--	--	--	--	--	--	--	0
Contract Services	943,293				--	--	--	--	943,293	943,293	--	943,293
Westinghouse-International Shuttle	--				--	--	--	--	--	--	--	0
Westinghouse System Improvements	--				--	--	--	--	--	--	--	0
LED Sign Maintenance	--				--	--	--	--	--	--	--	0
International Baggage	--				--	--	--	--	--	--	--	0
ITBF Guard Service	--				--	--	--	--	--	--	--	0
Passengers & Visitors Services	1,766,536				--	--	--	--	1,766,536	1,766,536	--	1,766,536
26-TOTAL TERMINAL OPS O&M	\$8,917,347	\$8,917,347			\$2,039,300	\$0	\$0	\$0	\$6,878,047	\$8,917,347	\$0	\$8,917,347
ALLOCATION OF LANDSIDE OPS O&M												
Administration	\$1,169,134				--	--	--	--	--	--	\$1,169,134	\$1,169,134
Ramp & Garage Control	9,417,274				--	--	--	--	--	--	9,417,274	9,417,274
Towing	0				--	--	--	--	--	--	0	0
Taxi	0				--	--	--	--	--	--	0	0
Identification	--				--	--	--	--	--	--	--	0
Contract Services	0				--	--	--	--	--	--	0	0
Control Function	396,680				--	--	--	--	--	--	396,680	396,680
Employee Parking Operations	108,474				--	--	--	--	--	--	108,474	108,474
27-TOTAL LANDSIDE OPS O&M	\$11,091,562	\$11,091,562			\$0	\$0	\$0	\$0	\$0	\$0	\$11,091,562	\$11,091,562
ALLOCATION OF NON-DEPT O&M												
Telephone	\$7,000,000				--	--	--	--	\$4,690,000	\$4,690,000	\$2,310,000	\$7,000,000
Electrical Service	32,270,267				--	--	--	--	27,429,727	27,429,727	4,840,539	32,270,266
Natural Gas Service	550,000				--	--	--	--	154,000	154,000	396,000	550,000
Water & Sewer Service	3,702,000				--	--	--	--	3,331,800	3,331,800	370,200	3,702,000
30-TOTAL NON-DEPARTMENTAL O&M	\$43,522,267				\$0	\$0	\$0	\$0	\$35,605,527	\$35,605,527	\$7,916,739	\$43,522,266

ALLOCATION OF OPERATING AND DEBT SERVICE COSTS BY COST CENTER WORKSHEET
Terminal Rental Rate Calculation Model
Miami-Dade County Aviation Department
Miami International Airport
FY 2010

Division-Description	Budgeted FY 09-10	Direct Expense	G&A Expense	Transfers	International Facilities Expense	Domestic Baggage Claim Expense	Outbound Baggage Makeup Expense	Screening Expense	Terminal Rent Expense	Total Terminal Expenses	Non-Terminal Expenses	Total Expenses
ALLOCATION OF MGMT AGREEMENTS												
Sky Caps International/NFL Porter	\$9,428,988				\$9,428,988	--	--	--	--	9,428,988	--	\$9,428,988
Smarte Carte FIS	\$1,700,000				\$1,700,000	--	--	--	--	1,700,000	--	\$1,700,000
Twov	--				--	--	--	--	--	--	--	0
CBM/Janitorial	28,268,917				--	--	--	--	26,035,673	26,035,673	2,233,244	28,268,917
Other Management Contracts	35,277,411				--	--	--	--	--	--	35,277,411	35,277,411
31-TOTAL MGMT AGREEMENTS	\$74,675,316	\$74,675,316			\$11,128,988	\$0	\$0	\$0	\$26,035,673	\$37,164,661	\$37,510,655	\$74,675,316
ALLOCATION OF G/A AIRPORT O&M												
	2,158,380	2,158,380			0	0	0	0	0	0	2,158,380	2,158,380
TOTAL DIRECT O&M	\$271,546,211				\$17,262,293	\$1,809,610	\$4,226,305	\$5,751,903	\$133,216,902	\$162,267,013	\$109,279,198	\$271,546,211
ALLOCATION OF MAINT. O&M BY SUBDIVISIONS												
ALLOCATION OF CONTRACT SERVICES												
Outside Maintenance-Motor Vehicles	--				--	--	--	--	--	--	--	\$0
Pest Control	0				--	--	--	--	--	--	--	0
Other Outside Maintenance	0				--	--	--	--	--	--	--	0
Employee Shuttle	70,000				--	--	--	--	--	--	70,000	70,000
Laboratory Services	--				--	--	--	--	--	--	--	0
Water Treatment Service	--				--	--	--	--	--	--	--	0
Daimler-Chrysler monthly	2,100,000				1,400,700	--	--	--	699,300	2,100,000	--	2,100,000
Misc Maintenance Contracts (was O/B Baggage)	7,300,000				2,336,000	1,095,000	3,869,000	--	--	7,300,000	--	7,300,000
Reimbursements for out	300,000				--	--	--	--	300,000	300,000	--	300,000
Outside Maintenance-ASI O/B baggage	0				--	--	--	--	--	--	--	0
Outside Maintenance-Terminal Elevator	2,373,000				--	--	--	--	2,135,700	2,135,700	237,300	2,373,000
Outside Maintenance-Terminal Elevator	411,000				--	--	--	--	12,330	12,330	398,670	411,000
Outside Maintenance-Terminal Elevator	693,700				--	--	--	--	208,110	208,110	485,590	693,700
Outside Maintenance-Terminal Elevator	3,603,000				--	--	--	--	3,458,880	3,458,880	144,120	3,603,000
Outside Maintenance-Bldg 100 Elevator	80,400				--	--	--	--	--	--	80,400	80,400
Building Maintenance	--				--	--	--	--	--	--	--	0
Painting	--				--	--	--	--	--	--	--	0
Baggage (other outside contractual)	--				--	--	--	--	--	--	--	0
Plumbing	--				--	--	--	--	--	--	--	0
Electrical	39,400				--	--	--	--	19,700	19,700	19,700	39,400
Air Conditioning	--				--	--	--	--	--	--	--	0
Outside Maintenance	--				--	--	--	--	--	--	--	0
Building Exterior	--				--	--	--	--	--	--	--	0
Doors	--				--	--	--	--	--	--	--	0
Electrical	60,000				--	--	--	--	--	--	60,000	60,000
Fence	--				--	--	--	--	--	--	--	0
Fire Protection System	--				--	--	--	--	--	--	--	0
TOTAL CONTRACT SERVICES	\$17,030,500				\$3,736,700	\$1,095,000	\$3,869,000	\$0	\$6,834,020	\$15,534,720	\$1,495,780	\$17,030,500

ALLOCATION OF OPERATING AND DEBT SERVICE COSTS BY COST CENTER WORKSHEET
Terminal Rental Rate Calculation Model
Miami-Dade County Aviation Department
Miami International Airport
FY 2010

Division-Description	Budgeted FY 09-10	Direct Expense	G&A Expense	Transfers	International Facilities Expense	Domestic Baggage Claim Expense	Outbound Baggage Makeup Expense	Screening Expense	Terminal Rent Expense	Total Terminal Expenses	Non-Terminal Expenses	Total Expenses
ALLOCATION OF PLANNING & CONTROL												
Energy Management System	--				--	--	--	--	--	--	--	--
Computer Software Support	--				--	--	--	--	--	--	--	--
Planning & Control	--				--	--	--	--	--	--	--	--
TOTAL PLANNING & CONTROL	\$0				\$0	\$0	\$0	\$0	\$0	\$0	\$0	\$0
ALLOCATION OF LANDSCAPE PROJECTS												
Computer Software	--				--	--	--	--	--	--	--	0
Plants & Grounds	--				--	--	--	--	--	--	--	0
Other Outside Contractuals	--				--	--	--	--	--	--	--	0
Landscape	0				--	--	--	--	--	--	--	0
Landscaping	--				--	--	--	--	--	--	--	0
Irrigation	0				--	--	--	--	--	--	--	0
TOTAL LANDSCAPE PROJECTS	\$0				\$0	\$0	\$0	\$0	\$0	\$0	\$0	\$0

	Direct Current Expenses	Direct Current Expense Allocation %
G&A ALLOCATION BASIS		
International Concourse	\$17,262,293	7.4%
Domestic Baggage Claim	1,809,610	0.8%
Outbound Baggage Makeup	4,226,305	1.8%
Screening	5,751,903	2.5%
Terminal Rent	133,216,902	56.9%
Total Terminal	\$162,267,013	69.3%
Non-Terminal	109,279,198	
Less Other Management Contracts	(37,510,655)	
Net Non-Terminal	\$71,768,543	30.7%
G&A Allocation Basis	\$234,035,556	100.0%

MANAGEMENT AGREEMENTS DETAIL	
HOTEL	\$6,937,660
AIRPORT PARKING	8,878,114
BAGGAGE STORAGE	--
SIRGANY CENTURY	--
IAMI - CLUBS	2,784,255
MIAF	0
TOP OF THE PORT	3,457,111
SIRGANY INT'L	--
ALLIED	7,976,596
SHUTTLE	5,243,675
SUBTOTAL	\$35,277,411
JANITORIAL N&K, UNICCO, VISTA	28,268,917
SMARTE CARTE FIS	1,700,000
QASI-BAGGAGE STORAGE	9,428,988
TOTAL	\$74,675,316

APPENDIX B TAB

FY 2010 PRICING MODEL
Appendix - Exhibit References

Exhibit Name	Exhibit #
General Statistics Departing Seats Ticket Counter Hours Ticket Counter Rental Charges - Class I and Class IV	1
Average Equipment Configuration by Category	2
Equipment Value and Debt Service by Location	3
Operating and Maintenance Expense Summary	4
Telecom Charges	5
Common Use Display Summary	6

Exhibit 1
CUTE - FY 2010 Projected Budget and Rates
General Statistics

Category	FY 2010 Budget	FY 2009 Budget	Variance
DEPARTING SEAT			
CUTE Airlines	7,409,348	7,362,638	0.6%
Non-CUTE Airlines	15,520,389	15,947,761	-2.7%
Total (CUTE and Non-CUTE Airlines)	22,929,737	23,310,399	-1.6%
TICKET COUNTER RENTAL CHARGES			
Class I - Ticket Counter	\$142.16	\$131.38	8.2%
Class IV - Baggage Makeup	\$35.54	\$32.85	8.2%

Exhibit 2
CUTE - FY 2010 Projected Budget and Rates
Current Inventory Summary (1)

Location	Equipment Location/Quantity											CUTE Backoffice	Projected CUSS Kiosks	Total CUTE Equipment	Value	
	Ticket Counter	Recheck	Gates	BMU	Club America	VIP Lounge	Infl Baggage	Ticket Counters and Gates Total	Infrastructure Training	Common Use CUTE Total						
Equipment Device																
CPU	213	15	181	8	4	1	1	423	31	454	46	61	500	---		
Standard Keyboard	213	11	181	0	4	1	1	411	31	442	46	0	488	---		
Industrial Keyboard	0	0	0	8	0	0	0	8	0	8	0	0	8	---		
Monitor	203	10	153	7	4	1	1	379	31	410	46	61	456	---		
Boarding Pass Printer - ATB	189	9	66	0	2	0	0	266	16	282	4	0	286	---		
Bag Tag Printer - BTP	195	5	0	0	0	0	0	200	14	214	3	0	217	---		
Boarding Gate Reader - BGR	0	0	89	0	0	0	0	89	9	98	0	0	98	---		
Document Scanner - MSR	206	9	110	0	3	1	0	329	21	350	0	61	350	---		
Document Printer - DCP	19	6	60	7	0	1	1	94	8	102	33	0	135	---		
Total	1,238	65	840	30	17	5	4	2,199	161	2,360	178	183	2,538			
Value of Equipment																
CPU	\$155,277	\$10,935	\$131,949	\$5,832	\$2,916	\$729	\$729	\$308,367	\$22,599	\$330,966	\$33,534	\$44,469	\$364,500	\$729		
Standard Keyboard	\$16,401	\$847	\$13,937	\$0	\$308	\$77	\$77	\$31,647	\$2,387	\$34,034	\$33,534	\$0	\$67,568	\$77		
Industrial Keyboard	\$0	\$0	\$0	\$1,160	\$0	\$0	\$0	\$1,160	\$0	\$1,160	\$0	\$0	\$1,160	\$145		
Monitor	\$147,784	\$7,280	\$111,384	\$5,096	\$2,912	\$728	\$728	\$275,912	\$22,568	\$298,480	\$33,534	\$44,469	\$332,014	\$728		
Boarding Pass Printer - ATB	\$522,396	\$24,876	\$182,424	\$0	\$5,528	\$0	\$0	\$735,224	\$44,224	\$779,448	\$2,916	\$0	\$782,364	\$2,764		
Bag Tag Printer - BTP	\$316,095	\$8,105	\$0	\$0	\$0	\$0	\$0	\$324,200	\$22,694	\$346,894	\$2,187	\$0	\$349,081	\$1,621		
Boarding Gate Reader - BGR	\$0	\$0	\$362,764	\$0	\$0	\$0	\$0	\$362,764	\$36,684	\$399,448	\$0	\$0	\$399,448	\$4,076		
Document Scanner - MSR	\$132,870	\$5,805	\$70,950	\$0	\$1,935	\$645	\$0	\$212,205	\$13,545	\$225,750	\$0	\$44,469	\$225,750	\$645		
Document Printer - DCP	\$5,719	\$1,806	\$18,060	\$2,107	\$0	\$301	\$301	\$28,294	\$2,408	\$30,702	\$24,057	\$0	\$54,759	\$301		
TOTAL	\$1,296,542	\$59,654	\$891,468	\$14,195	\$13,599	\$2,480	\$1,835	\$2,279,773	\$167,109	\$2,446,882	\$129,762	\$133,407	\$2,576,644			

1. Sources:
- Ticket Counters and Rechecks - Resource Manager MDAD Properties Inventory
- Gates, BMU, Club America, VIP, Infl Baggage, Training - MDAD/SITA list
- Backoffice - MDAD IT Department - Blackbox

Exhibit 3
CUTE - FY 2010 Projected Budget and Rates
Debt Service by Expense Category

Category	Equipment Costs	Annual Debt Service
EQUIPMENT		
Infrastructure		
Core Equipment	\$2,685,524	\$0
Training	\$167,109	\$0
Total	\$2,852,633	\$0
Ticket Counters and Gates		
Ticket Counters	\$1,296,542	\$0
Rechecks	\$59,654	\$0
Ramps and Other	\$32,109	\$0
Gates	\$891,468	\$0
Total (1)	\$2,279,773	\$0
Common Use Display		
Ticket Counters	\$801,828	\$0
Rechecks	\$56,467	\$0
Total	\$858,295	\$0

1. Excludes CUTE Backoffice.

Exhibit 4
CUTE - FY 2010 Projected Budget and Rates
Operating and Maintenance Expenses (1)

O&M Description	FY 2010 Budget
ACTUAL EXPENSES	
Original Vendor Contract	\$3,359,767
Allocation	
Infrastructure	\$1,007,930
Current CUTE locations	
Gates - Current locations	\$459,475
Ticket Counters - Current locations	\$833,805
Total	\$1,293,280
South Terminal locations	
Gates - South Terminal	\$148,045
Ticket Counters - South Terminal	\$600,616
Total	\$748,660
Training	\$93,583
CUSS Units	\$140,374
In Ticket Counter	\$82,844
Standalone	\$57,530
Backoffice (not included in CUTE Rate)	\$75,940
TOTAL FY 2010 O&M Expenses	\$3,359,767
CUTE Common Use (excludes backoffice)	\$3,359,767

1. The total annual Operating & Maintenance expense is a contracted price that once finalized is not impacted by the number of equipment installations.

Exhibit 5
CUTE - FY 2010 Projected
Budget and Rates
Telecom Charges

Category	Budget
Number of Required Ports	
Gates	2.0
Ticket Counters	1.5
Recheck Counters	1.5
Port Locations	
Gates	65
Ticket Counters	213
Recheck Counters	15
Total	293
Annual Expense	\$144
Charge	
Gates	\$18,720
Ticket Counters	\$46,008
Recheck Counters	\$3,240
Total	\$67,968

Exhibit 6
CUTE - FY 2010 Projected Budget and Rates
Common Use Displays Summary

Location	LCD Backwall Display	LED	Video Display Extensors	Digital Video Control (DVC)	Subtotal
PER TICKET COUNTER POSITION VALUE	\$1,976	\$1,405	\$150	\$234	\$3,764
FY 2010					
<u>Ticket Counter Positions</u>					
Ticket Counters	213	213	213	213	213
Rechecks	15	15	15	15	15
Total	228	228	228	228	228
Total Equipment Value					
Ticket Counters	\$420,782	\$299,361	\$31,950	\$49,736	\$801,828
Rechecks	\$29,633	\$21,082	\$2,250	\$3,503	\$56,467
Total	\$450,414	\$320,443	\$34,200	\$53,238	\$858,295

APPENDIX C

MIAMI INTERNATIONAL AIRPORT - TRAFFIC REPORT

FISCAL YEAR ENDED: SEPTEMBER 30, 2009

INTERNATIONAL*	DEPLANED	ENPLANED	TOTAL	FISCAL YEAR 10/07 - 09/08	% CHG OVR 10/07 - 09/08
PASSENGERS	8,051,716	7,897,003	15,948,719	16,075,569	-0.79
FREIGHT-TONS	784,699	663,535	1,448,234	1,774,036	-18.37
MAIL-TONS	7,157	15,285	22,442	19,675	14.06
TOTAL CARGO-TONS	791,856	678,820	1,470,676	1,793,711	-18.01
COMMERCIAL AIRCRAFT MVMT	82,790	80,870	163,660	169,729	-3.58
LANDED WEIGHT (1,000 LBS)			17,856,602	18,468,578	-3.31
ARRIVING PASSENGERS & CREW REQUIRING FEDERAL INSP.			***8,175,583	8,238,283	-0.76
SEATS	10,553,922	10,253,255	20,807,177	20,908,373	-0.48

DOMESTIC **	DEPLANED	ENPLANED	TOTAL	FISCAL YEAR 10/07 - 09/08	% CHG OVR 10/07 - 09/08
PASSENGERS	8,939,655	8,987,096	17,926,751	17,990,261	-0.35
FREIGHT-TONS	115,693	91,742	207,435	259,090	-19.94
MAIL-TONS	12,807	8,302	21,109	27,199	-22.39
TOTAL CARGO-TONS	128,500	100,043	228,543	286,288	-20.17
COMMERCIAL AIRCRAFT MVMT	91,577	93,250	184,827	207,839	-11.07
LANDED WEIGHT (1,000 LBS)			12,315,080	13,121,892	-6.15
SEATS	10,386,966	10,680,776	21,067,742	21,607,970	-2.50

COMBINED TOTALS	DEPLANED	ENPLANED	TOTAL	FISCAL YEAR 10/07 - 09/08	% CHG OVR 10/07 - 09/08
PASSENGERS	16,991,371	16,884,099	33,875,470	34,065,830	-0.56
FREIGHT-TONS	900,392	755,277	1,655,669	2,033,126	-18.57
MAIL-TONS	19,964	23,587	43,550	46,874	-7.09
TOTAL CARGO-TONS	920,356	778,864	1,699,219	2,079,999	-18.31
COMMERCIAL AIRCRAFT MVMT	174,367	174,120	348,487	377,568	-7.70
LANDED WEIGHT (1,000 LBS)			30,171,682	31,590,470	-4.49
SEATS	20,940,888	20,934,031	41,874,919	42,516,343	-1.51

AIRCRAFT OPERATIONS (LANDINGS PLUS TAKEOFFS) FAA TOWER DATA

AIR CARRIER	291,243				
AIR TAXI	41,073				
GENERAL AVIATION	18,050			FISCAL YEAR 10/07 - 09/08	% CHG OVR 10/07 - 09/08
MILITARY	1,061				
TOTAL	351,427			377,777	-6.98

FREIGHT = FREIGHT PLUS EXPRESS. TOTAL CARGO = FREIGHT PLUS MAIL
 *TO AND FROM POINTS OUTSIDE U.S. JURISDICTION
 **TO AND FROM POINTS WITHIN U.S. JURISDICTION
 ***THIS NUMBER DOES NOT INCLUDE CREW TOTALS FOR MARCH 09 THRU SEPTEMBER 09
 MIAMI-DADE AVIATION DEPARTMENT: P.O.BOX 526624, MIAMI, FL. 33152